

o - O




k - K



u - U



ÇALIŞMA FASİKÜLÜ




 niyazi_ozsoy55

“ o – O ” Sesini Ayırt Etme

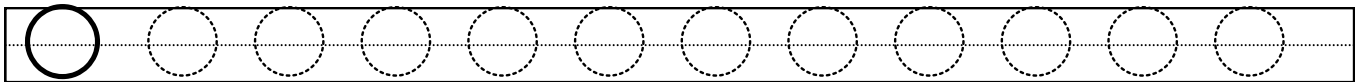
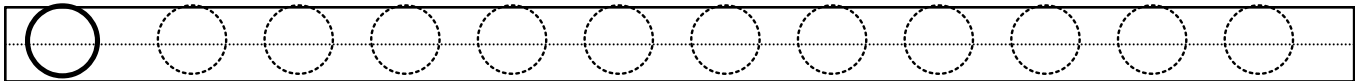
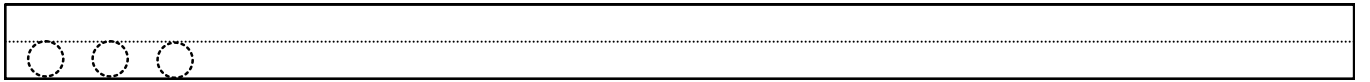
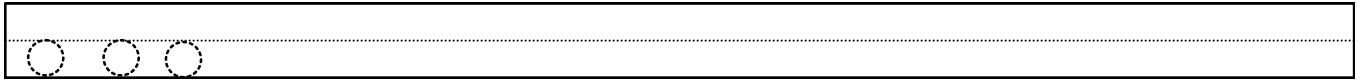
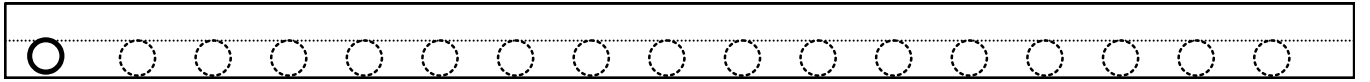
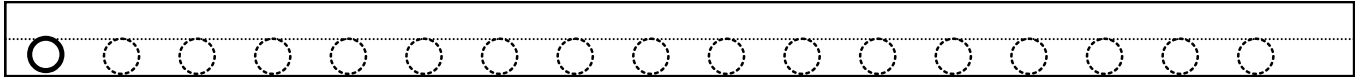
- Adında “ o ” sesi olan varlıkların altındaki kutucukları boyayalım.



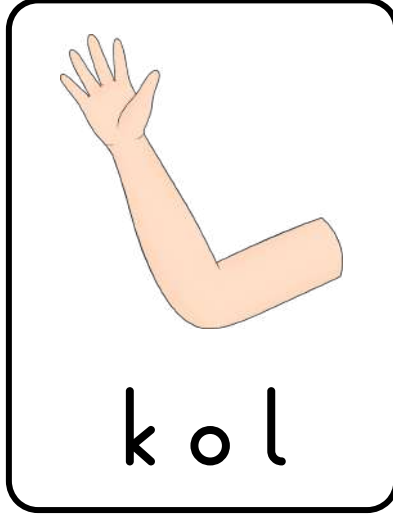



“ o – O ” Sesini Okuyup-Yazalım





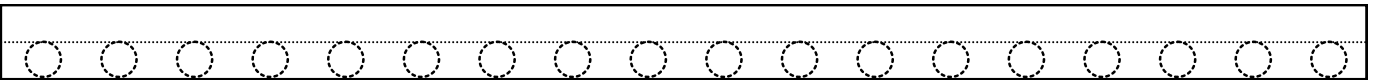
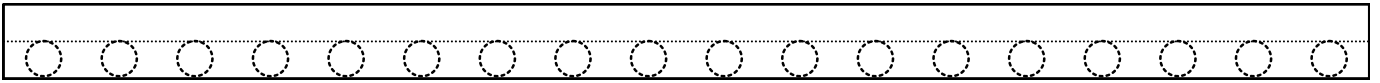
“ o – O ” harflerini yazalım, yazdığımız harfi söyleyelim.



- Aşağıdaki görsellerin ne olduğunu söyle, "o" sesini bul, daire içine al.



- "o" harflerini yazalım.



o n



on

10

on on on on on on

on on on on on on

on

Ali on tane lale al.

Ali on tane lale al.

o t



ot



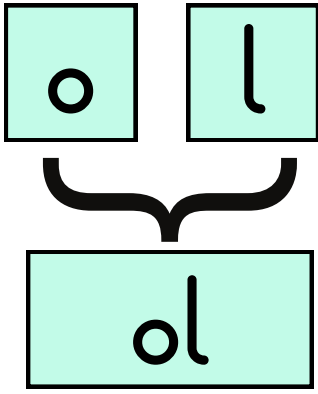
ot ot ot ot ot ot

ot ot ot ot ot ot


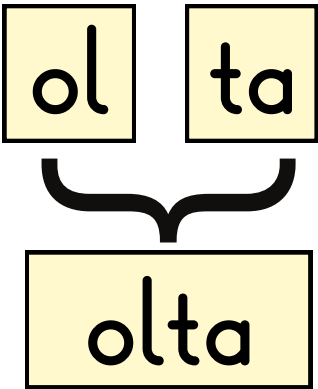
ot

Nail ata ot at.

Nail ata ot at.



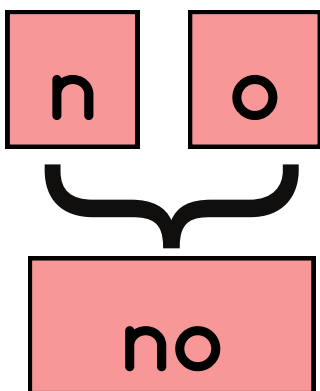
ol ol ol ol ol ol
ol ol ol ol ol ol
ol



olta olta olta olta
olta olta olta olta
olta

Ela on tane olta al.

Ela on tane olta al.



no no no no no no
no no no no no no
no

no ta
nota



nota nota nota nota
nota nota nota nota
nota


Anne o nota.

Anne o nota.

t o
to

to to to to to to
to to to to to to
to

to n
ton



ton ton ton ton
ton ton ton ton
ton

Nalan 2 ton ot al.

o nat



Onat



Onat Onat Onat

Onat

Onat

Onat on tane nal al.

o tel



otel



otel otel otel otel

otel

otel

o na



ona

ona ona ona ona ona

ona

ona

Nil ona oteli anlat.

OKUYALIM YAZALIM

o n → on

o t → ot

o l → ol

ol ta → olta

o tel → otel

o nat → Onat

t o → to

to n → ton

n o → no

no ta → nota

Aşağıdaki metni 5 kere okuyalım, sonra yazalım.



Onat

Onat al.

Onat anten al.

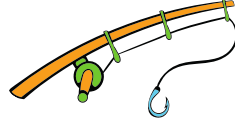
Onat otele anten al.

Onat olta al.


Onat otele on olta al.


• Görsellerin isimlerini yazınız.

10




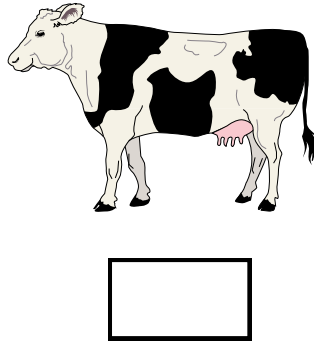




50





“ k – K ” Sesini Ayırt Etme

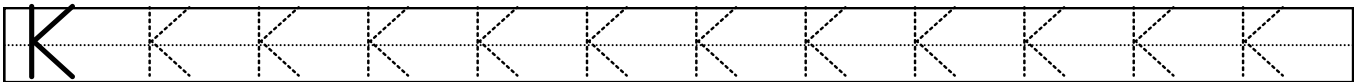
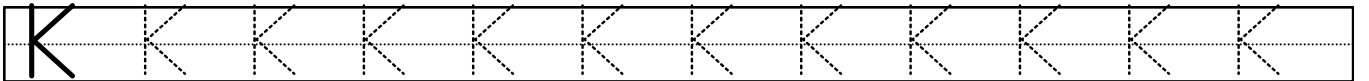
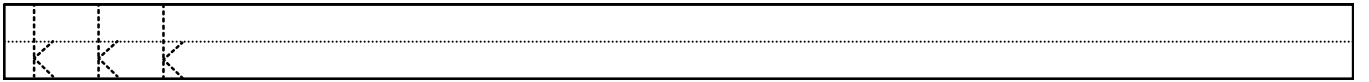
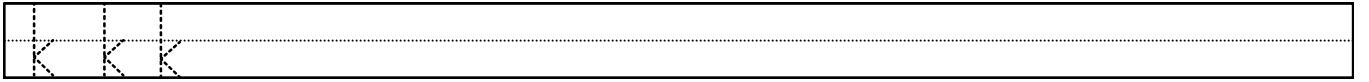
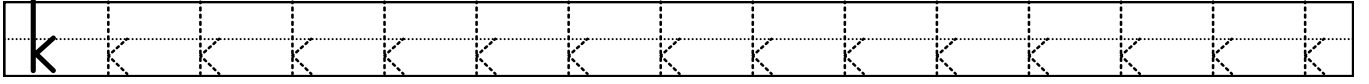
- Adında “ k ” sesi olan varlıkların altındaki kutucukları boyayalım.



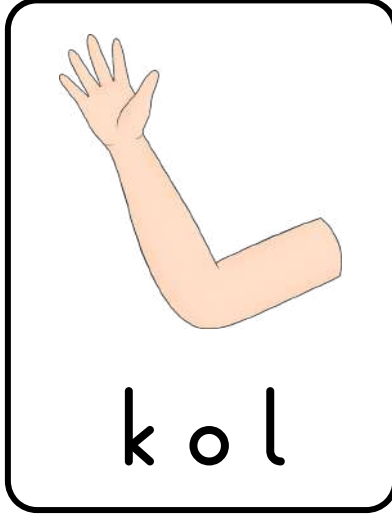


“ k – K ” Sesini Okuyup–Yazalım





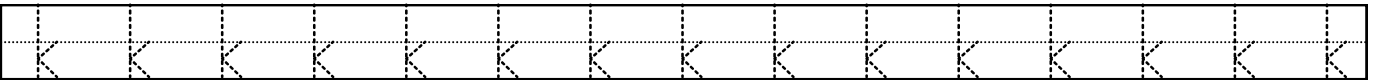
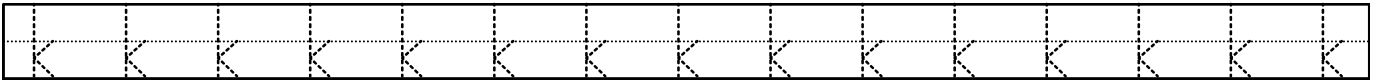
“ k – K ” harflerini yazalım, yazdığımız harfi söyleyelim.



- Aşağıdaki görsellerin ne olduğunu söyle, "k" sesini bul, daire içine al.



- "k" harflerini yazalım.



a k
ak

ak ak ak ak ak ak ak

ak

ak

e k
ek



ek ek ek ek ek ek ek

ek

ek

Onat 20 lale ek.

ek le
ekle

ekle ekle ekle ekle ekle

ekle

ekle

Anne ete nane ekle.

o k
ok



ok ok ok ok ok ok
ok
ok

Nalan 5 tane ok at.

k o
ko

ko ko ko ko ko
ko
ko

ko k
kok

kok kok kok kok kok
kok
kok

kok la
kokla



kokla kokla kokla
kokla
kokla

k a



ka

ka ka ka ka ka ka

ka

ka

ka le



kale



kale kale kale kale

kale

kale

Atilla o kale.

ka n



kan



kan kan kan kan kan

kan

kan

o kan



Okan



Okan Okan Okan

Okan

Okan

ka an



Kaan



Kaan Kaan Kaan

Kaan


Kaan

Kaan lale ile nane kokla.

to ka



toka



toka toka toka toka

toka

toka

ta k



tak

tak tak tak tak tak

tak

tak

Nil lila toka tak.

k e



ke

ke ke ke ke ke ke ke


ke

ke

ke k



kek



kek kek kek kek kek

kek

kek

Okan on tane kek al.

kek lik



keklik



keklik keklik keklik

keklik

keklik

Okan o keklik.

k i
ki

ki ki ki ki ki ki ki

ki

ki

i ki
iki



iki iki iki iki iki iki

iki

iki

ki lo
kilo

kilo kilo kilo kilo

kilo

kilo

Ela 2 kilo et al.

Ali iki tane ok at.

ke kik
kekek



kekek kekek kekek kekek

kekek

kekek

Kaan ete kekek ekle.

ki lit
kilit

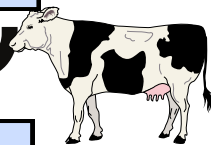


kilit kilit kilit kilit kilit

kilit

kilit

i nek
inek



inek inek inek inek

inek

inek

Kaan ninene iki inek al.

OKUYALIM YAZALIM

a k → ak

e k → ek

ek le → ekle

ek ti → ekti

o k → ok

k a → ka

ka n → kan

ka an → Kaan

ka t → kat

to ka → toka

OKUYALIM YAZALIM

ka le → kale _____

ka no → kano _____

ke k → kek _____

kek lik → keklık _____

ke kik → kekik _____

ke ne → kene _____

le ke → leke _____

il ke → ilke _____

ke l → kel _____

ko t → kot _____

OKUYALIM YAZALIM

ko l → kol

ko la → kola

ko li → koli

i ki → iki

til ki → tilki

ki lo → kilo

ki lit → kilit

te k → tek

tek ne → tekne

e tek → etek

Aşağıdaki metni 5 kere okuyalım, sonra yazalım.



KEK

Kaan al.

Kaan kek al.

Kaan iki kek al.

Kaan iki koli kek al.

Kaan, annene iki koli kek al.


• Görsellerin isimlerini yazınız.

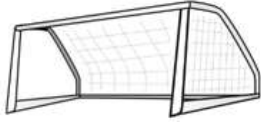












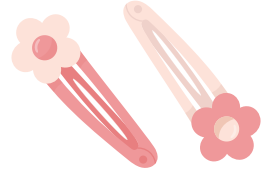




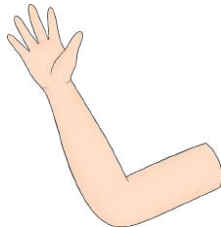






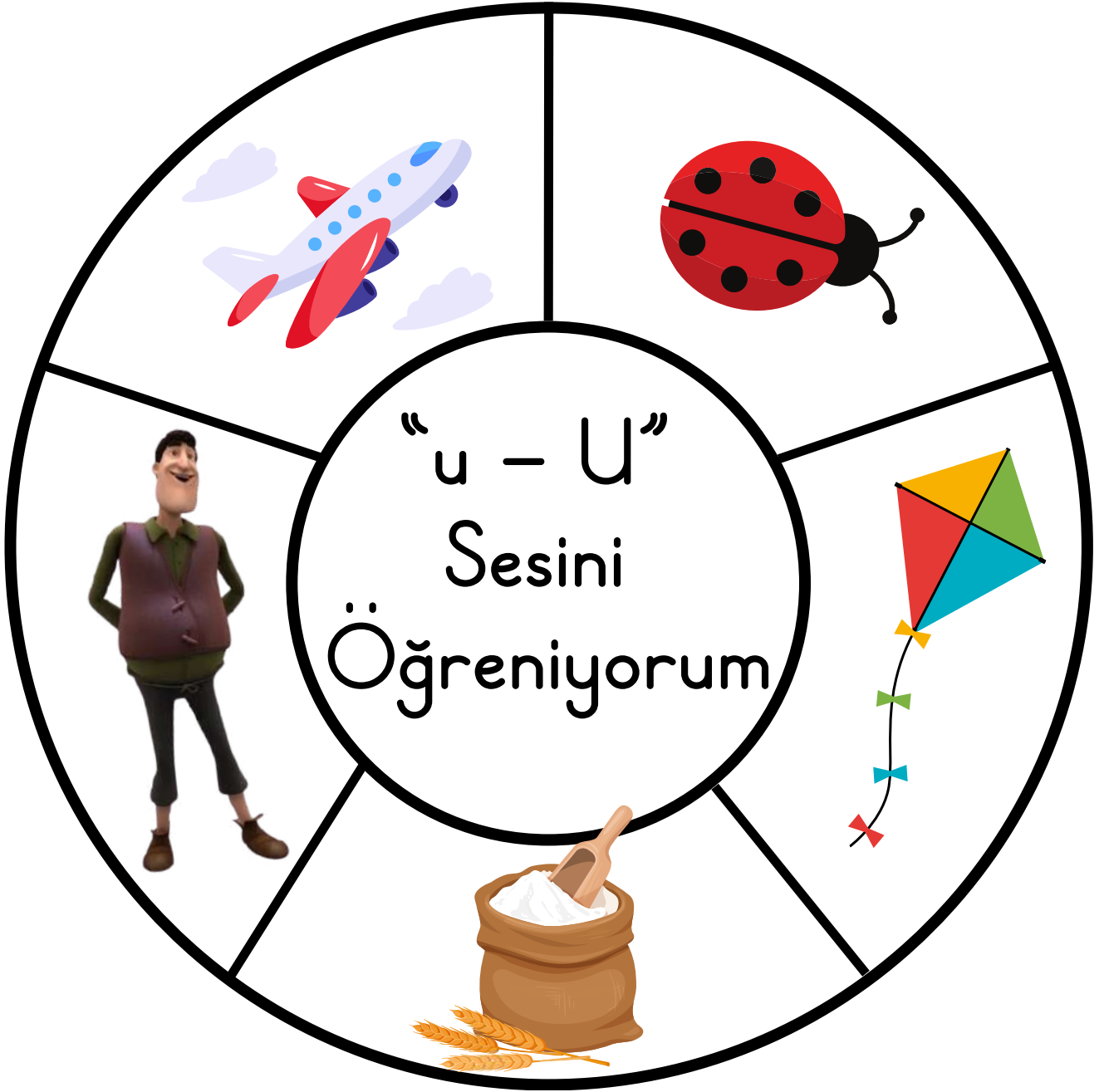














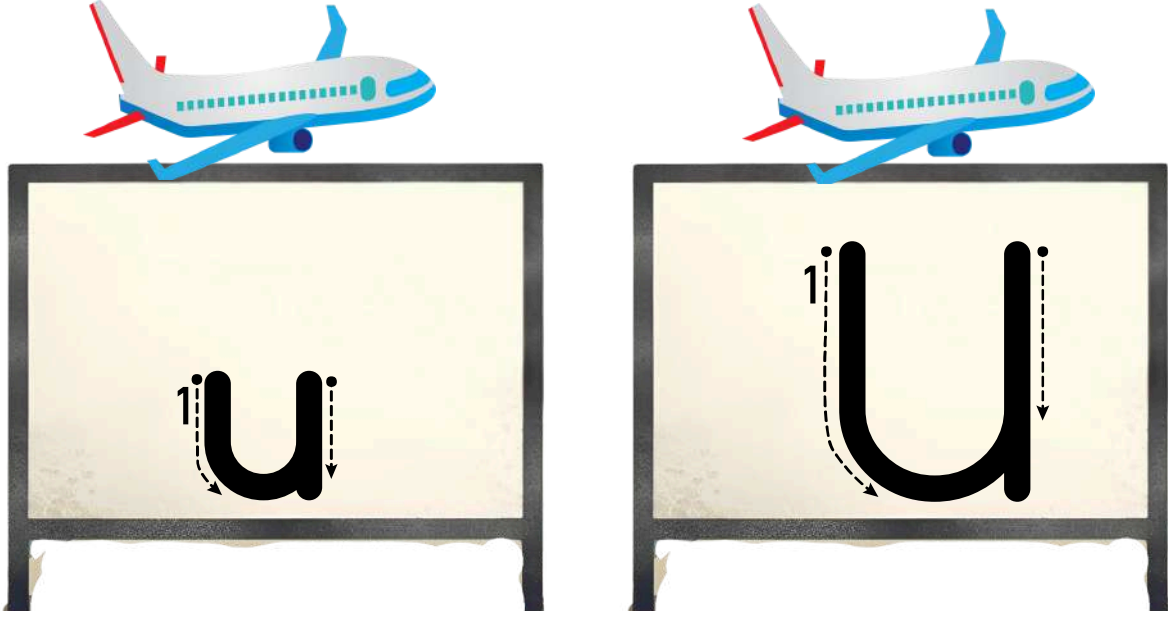


“ u – U ” Sesini Ayırt Etme


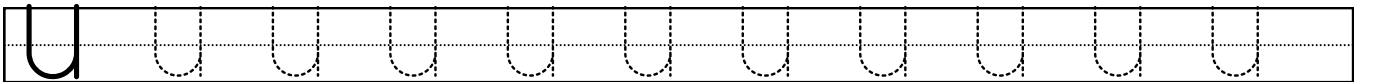
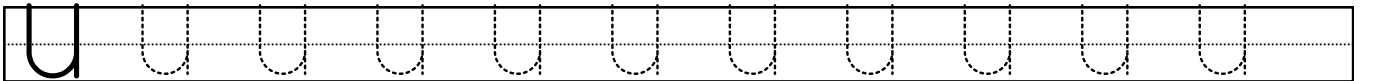
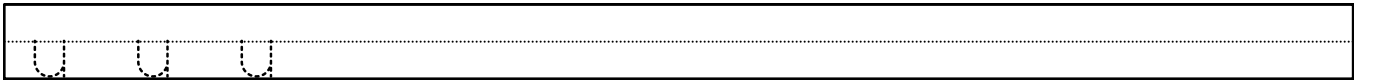
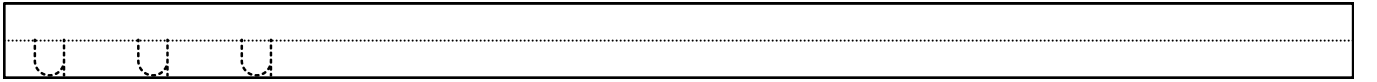
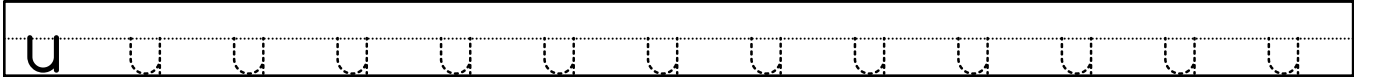
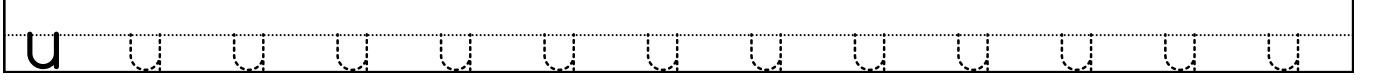
- Adında “ u ” sesi olan varlıkların altındaki kutucukları boyayalım.





“ u – U ” Sesini Okuyup–Yazalım




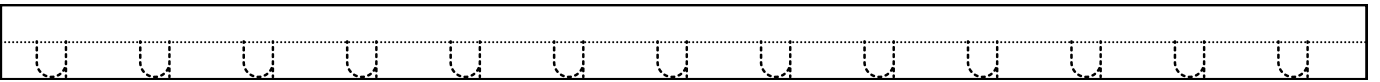
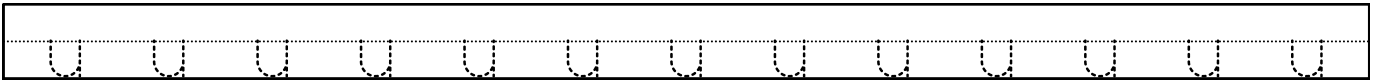
“ u – U ” harflerini yazalım, yazdığımız harfi söyleyelim.



- Aşağıdaki görsellerin ne olduğunu söyle, "u" sesini bul, daire içine al.



- " u " harflerini yazalım.



u n



un



un un un un un

un

un

Okan iki kilo un al.

u t



ut

ut ut ut ut ut ut

ut

ut

k u



ku

ku ku ku ku ku ku ku

ku

ku

t u



tu

tu tu tu tu tu tu tu

tu

tu

ut ku



Utku



Utku Utku Utku Utku

Utku

Utku

Utku o ne? İlke o toka.

ku tu



kutu



kutu kutu kutu kutu

kutu

kutu

ku le



kule



kule kule kule kule

kule

kule

o kul



okul



okul okul okul okul

okul

okul

on luk



onluk



ontuk ontuk ontuk

ontuk

ontuk

kuk la



kukla



kukla kukla kukla

kukla

kukla

Utku okula iki kukla al.

tu t



tut

tut tut tut tut tut

tut

tut


Nalan annenin elini tut.

Nalan annenin elini tut.

tut kal



tutkal



tutkal tutkal tutkal

tutkal

tutkal

Okan iki tane tutkal al.

ku lak



kulak



kulak kulak kulak

kulak

kulak

ko nuk



konuk

konuk konuk konuk

konuk

konuk

Ali ninene konuk ol.

OKUYALIM YAZALIM

u n → un

un lu → unlu

u t → ut

k u → ku

ut ku → Utku

n u → nu

o nu → onu

t u → tu

ku tu → kutu

tu t → tut

OKUYALIM YAZALIM

tut kal → tutkal

o kul → okul

kuk la → kukla

ku lak → kulak

ko nuk → konuk

on luk → onluk

ku le → kule

ko ku → koku

o ku → oku

o luk → oluk

Aşağıdaki metni 5 kere okuyalım, sonra yazalım.



UN

Utku ekle.

Utku un ekle.

Utku 1 kilo un ekle.

Utku keke 1 kilo un ekle.

Utku keki tat.

• Görsellerin isimlerini yazınız.









