




OKUMA YAZMA ETKİNLİKLERİ

2. GRUP 2. FASİKÜL



o k u r i m



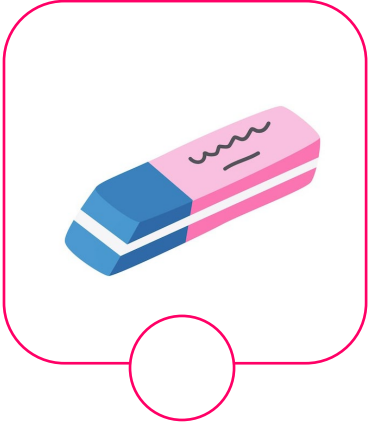
Adı: _____

Soyadı: _____








Adında "k" sesi bulunan varlıkları işaretleyiniz.



 İsminde "k" sesi bulunan varlıklar çizelim.




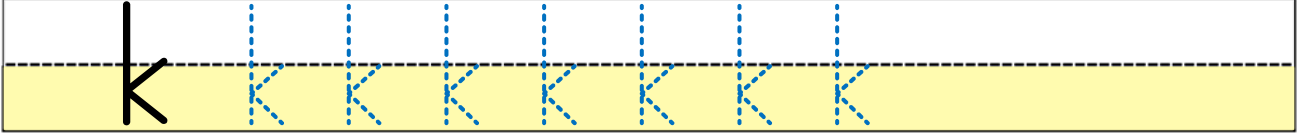
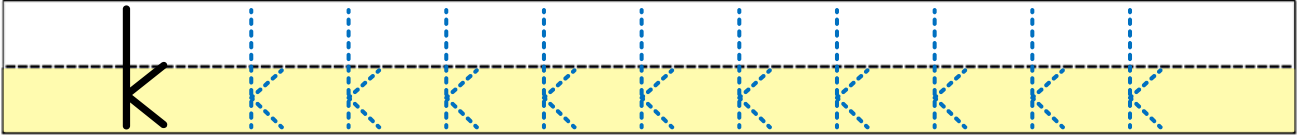
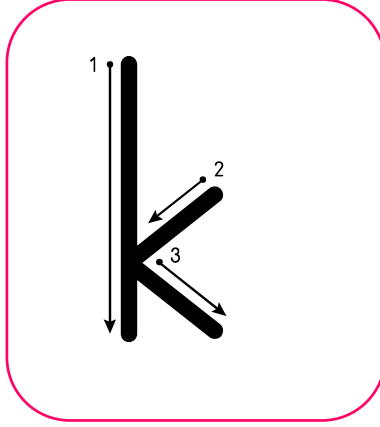



 İsminde "k" sesi bulunan varlıkları boyayalım.





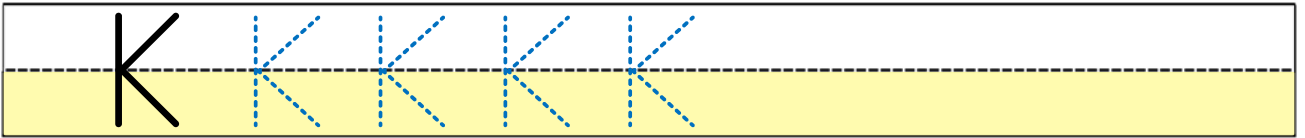
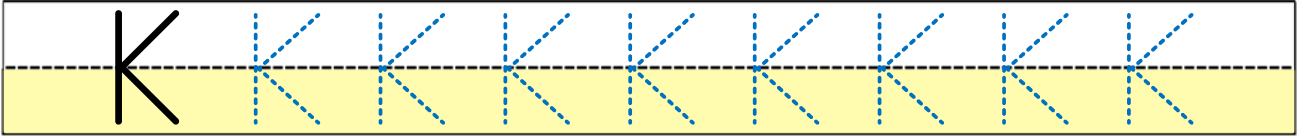
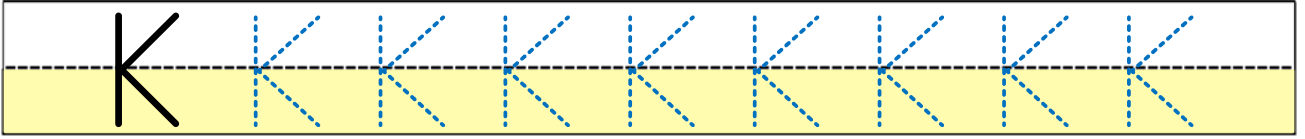
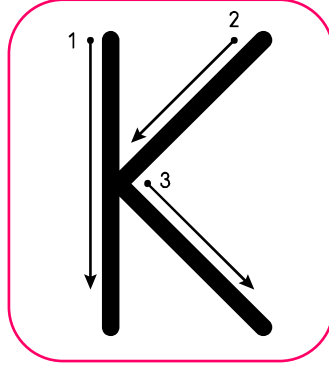


"k" sesini yazalım.





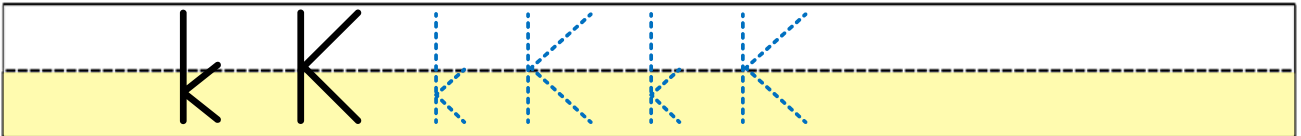
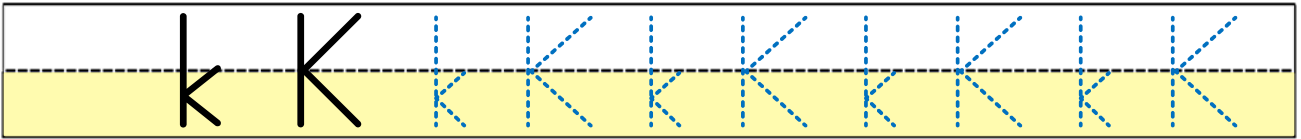
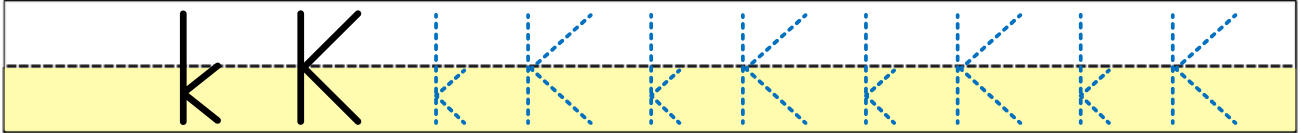
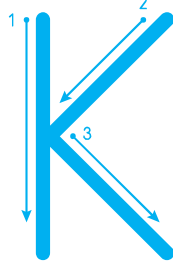
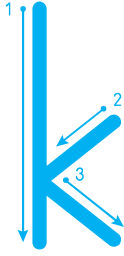


"K" sesini yazalım.






“ k-K ” seslerini yazalım.

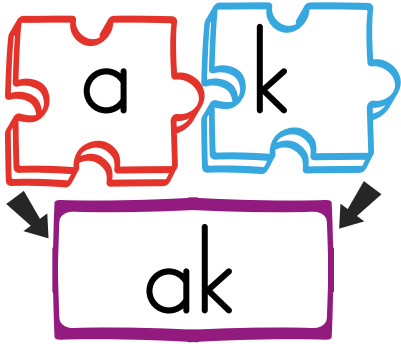


 Kuşu kafesine ulaştıralım.



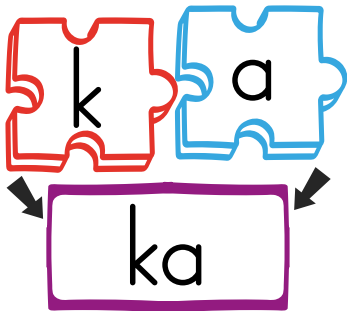
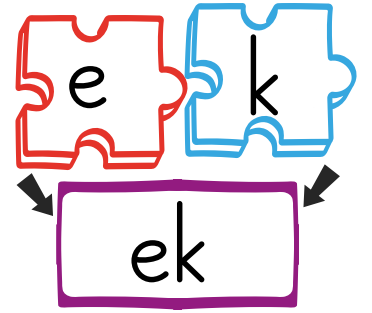


Sesleri birleřtirip okuyup, yazalım.



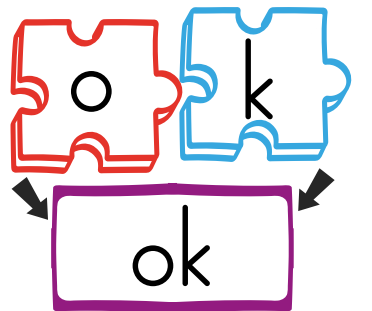
ak

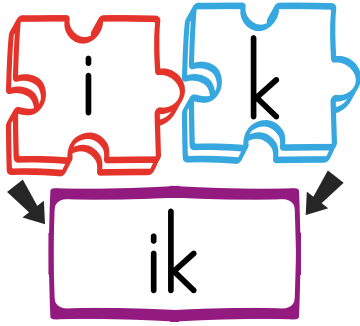
ek



ka

ok



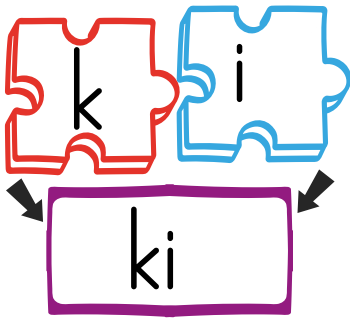
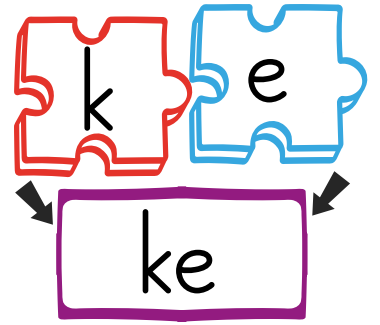


ik

ik

ke

ke

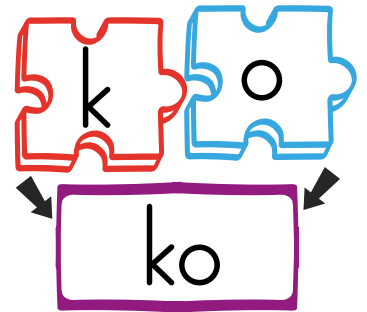


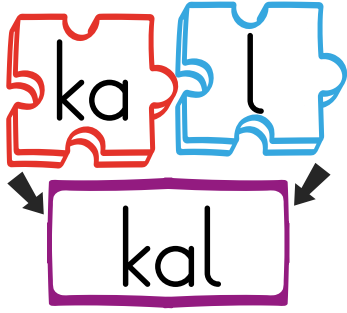
ki

ki

ko

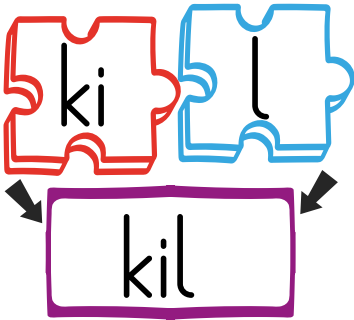
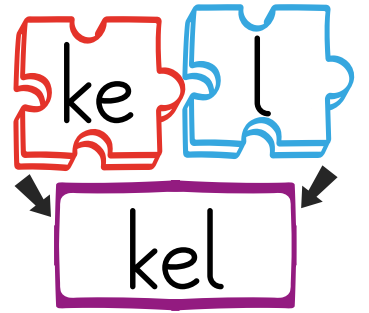
ko





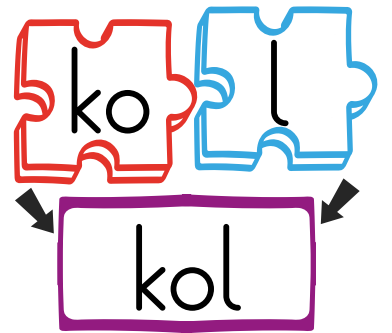
kal

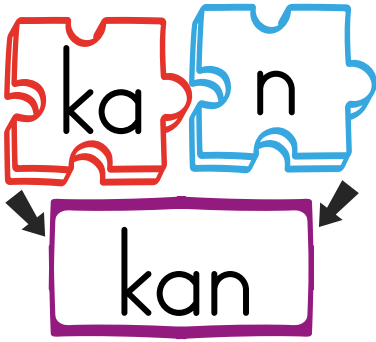
kel



kil

kol



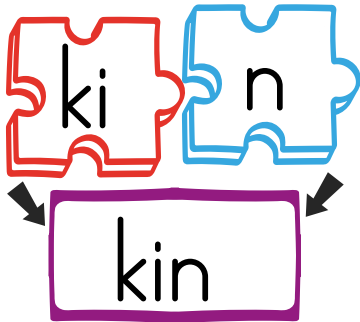
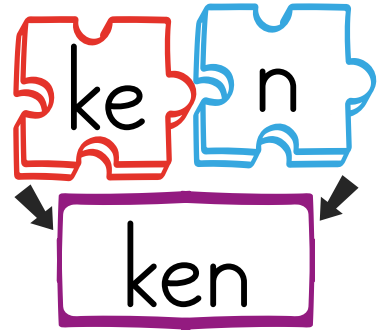


kan

kan

ken

ken

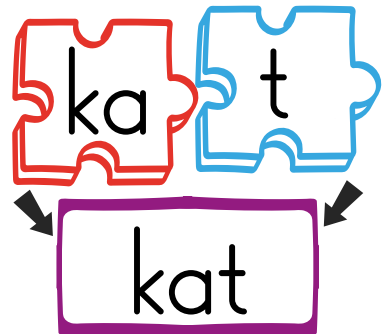


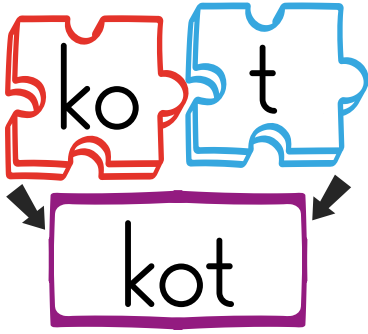
kin

kin

kat

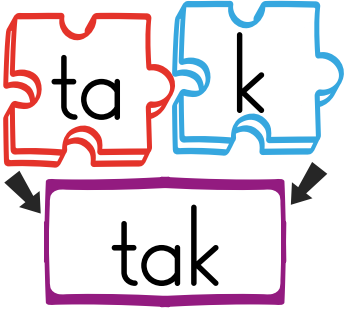
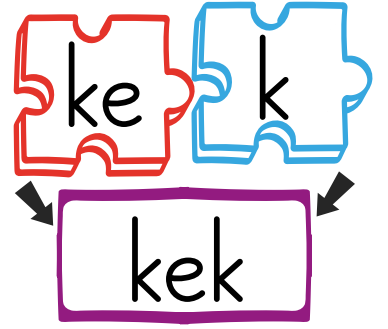
kat





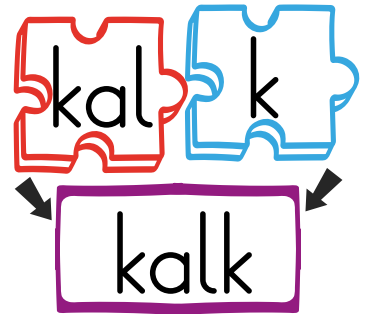
kot

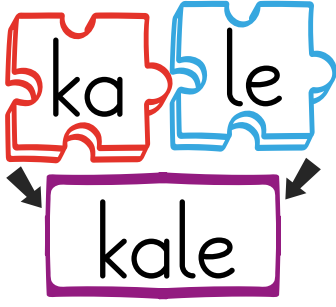
kek



tak

kalk

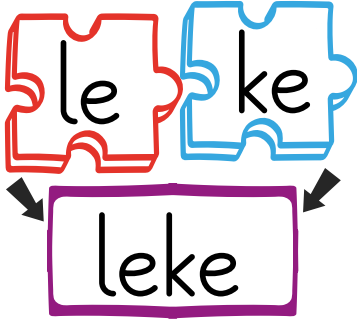
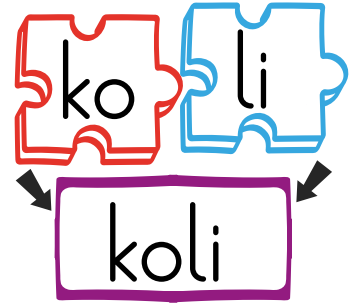




kale

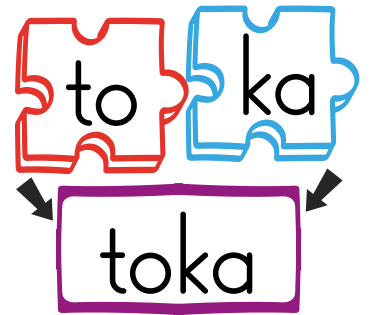


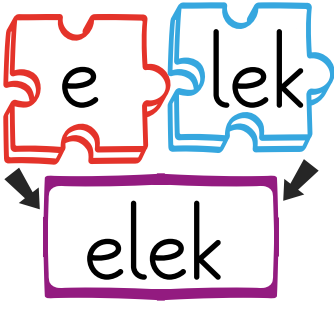
koli



leke

toka

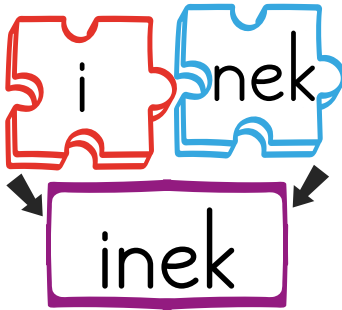
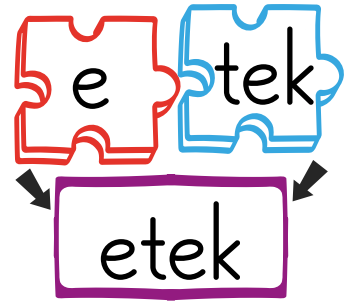




elek



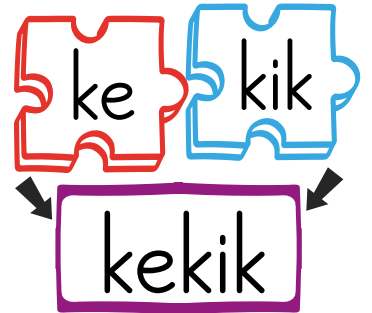
etek



inek



kekik





Aşağıdaki metni okuyup yazalım.

KEK

Okan kek ile toka al.

Kakaolu kek al.

Lila toka al.

Kaliteli toka al.

Okan tek tek kek alma.



A small rectangular box with a dashed line in the middle, intended for writing the word 'KEK'.

A horizontal writing line with a dashed line in the middle, intended for writing the sentence 'Okan kek ile toka al.'

A horizontal writing line with a dashed line in the middle, intended for writing the sentence 'Kakaolu kek al.'

A horizontal writing line with a dashed line in the middle, intended for writing the sentence 'Lila toka al.'

A horizontal writing line with a dashed line in the middle, intended for writing the sentence 'Kaliteli toka al.'

A horizontal writing line with a dashed line in the middle, intended for writing the sentence 'Okan tek tek kek alma.'



Aşağıdaki metni okuyup yazalım.

KALE

Ekin kale al.

İlke kale al.

Ekin, İlke kale al.

İlke kale elle.

Ekin kale elle.



Blank writing area with a dashed line for the middle line and a yellow shaded area for the bottom line.

Blank writing area with a dashed line for the middle line and a yellow shaded area for the bottom line.

Blank writing area with a dashed line for the middle line and a yellow shaded area for the bottom line.

Blank writing area with a dashed line for the middle line and a yellow shaded area for the bottom line.

Blank writing area with a dashed line for the middle line and a yellow shaded area for the bottom line.

Blank writing area with a dashed line for the middle line and a yellow shaded area for the bottom line.



Okuyalım, yazalım.

Anne kek al.

Anne kek al.



Onat etek lekeli.

Onat etek lekeli.



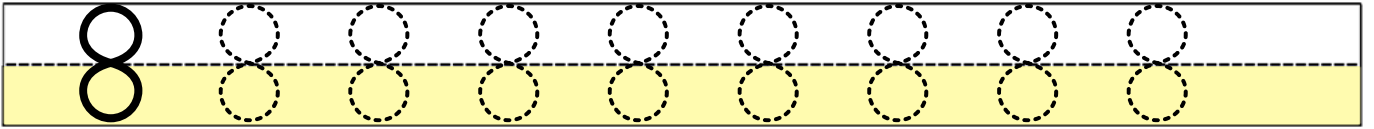
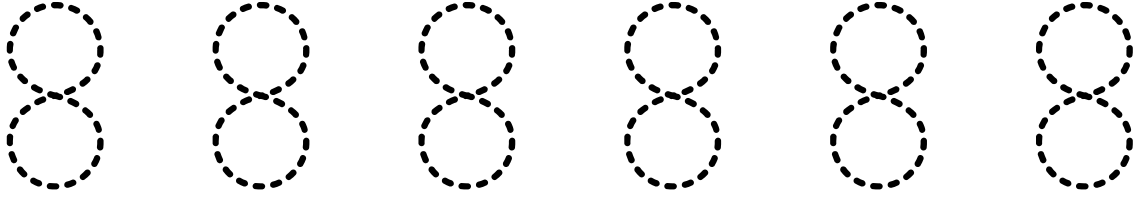

Kaan o kale.


Kaan o kale.







 Aşağıdaki rakamı okuyup yazalım.

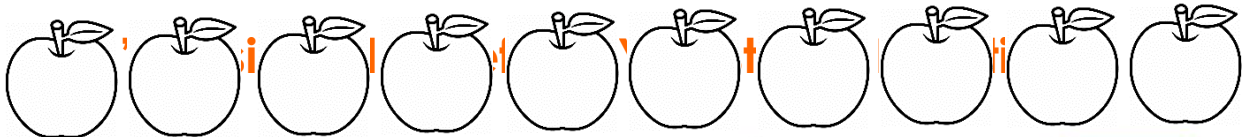
8



 Aşağıdaki varlıkların sayısını altına yazalım.



 Aşağıdaki elmaların "8" tanesini boyayalım.



“k-K” Sesi Kes Yapıştır

