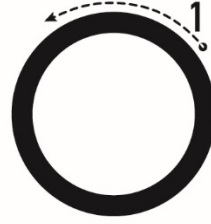




OKUMA YAZMA ETKİNLİKLERİ

2. GRUP 1. FASİKÜL





okurim

Adı: _____





Soyadı: _____






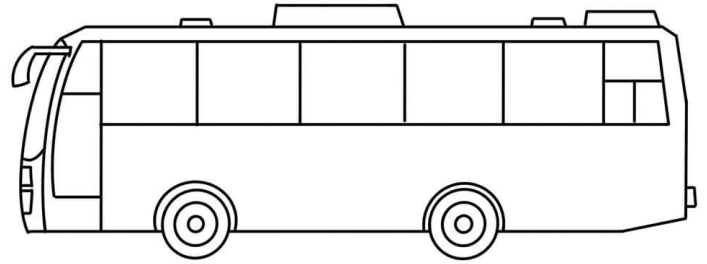

Adında "o" sesi bulunan varlıkları işaretleyiniz.




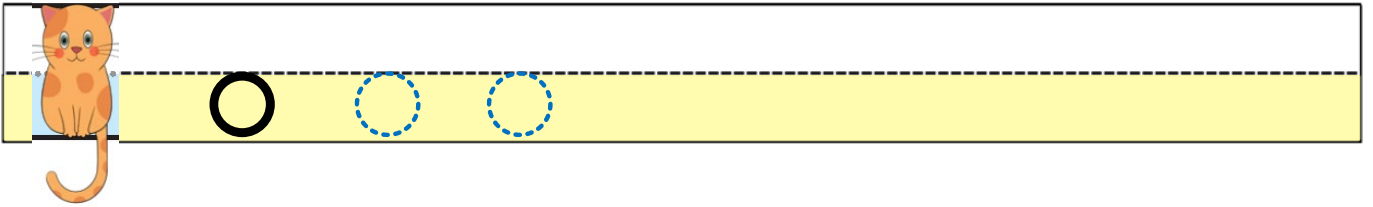
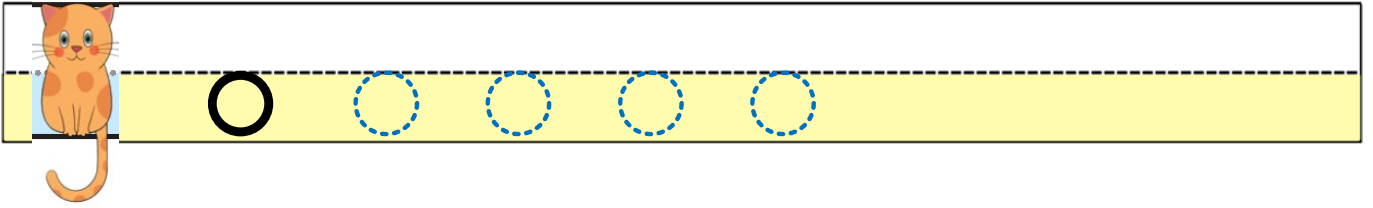
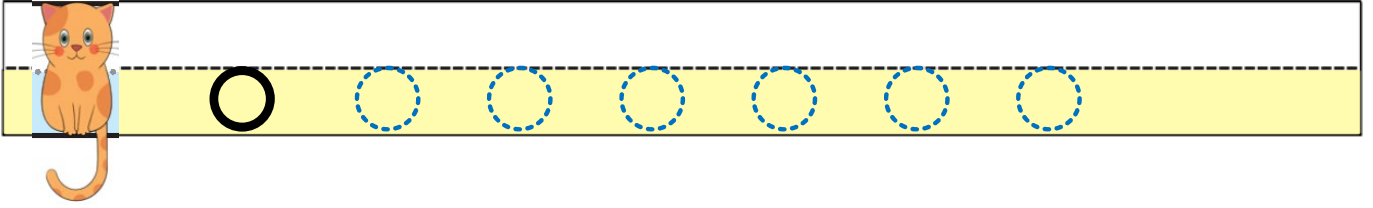
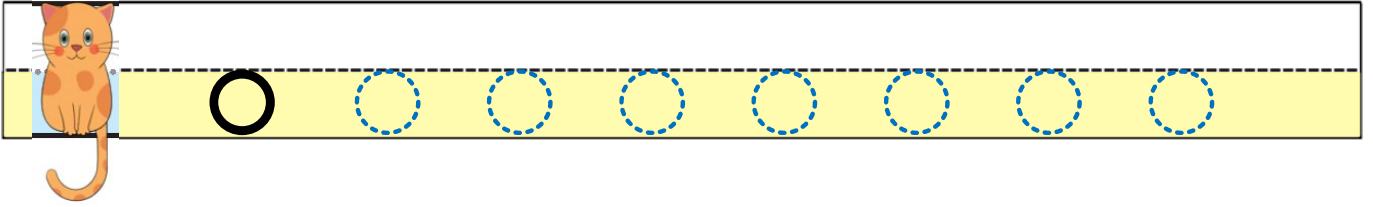
İsminde "o" sesi bulunan varlıklar çizelim.




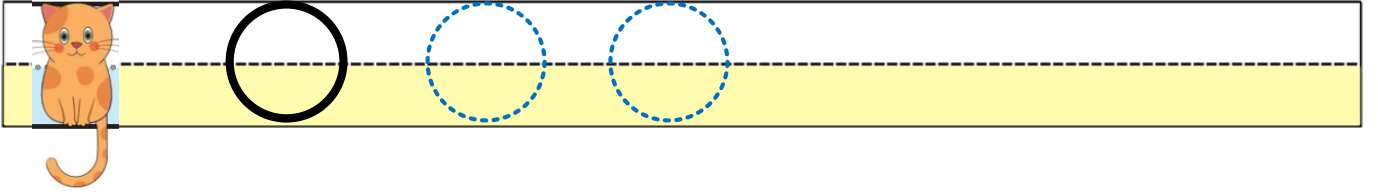
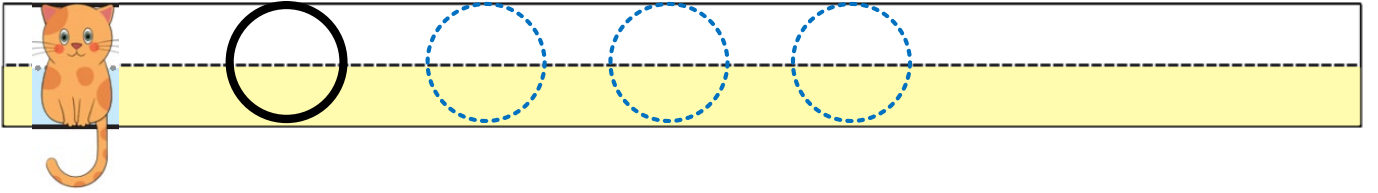
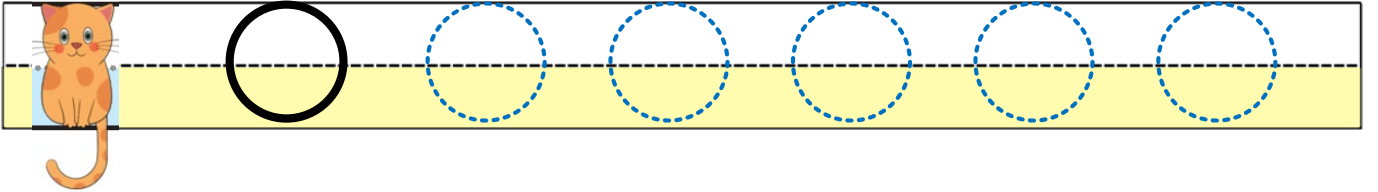
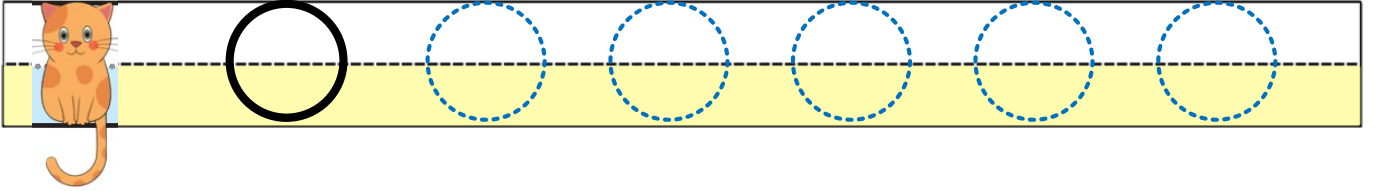

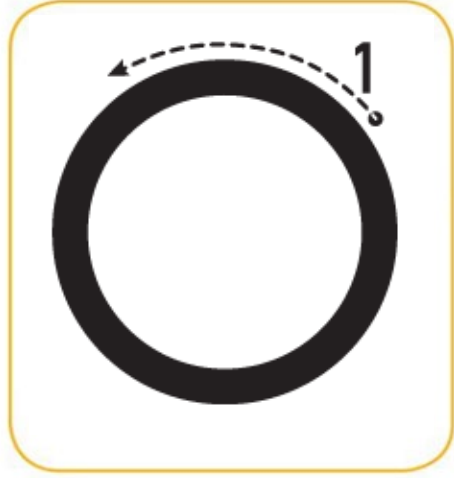
İsminde "o" sesi bulunan varlıkları boyayalım.



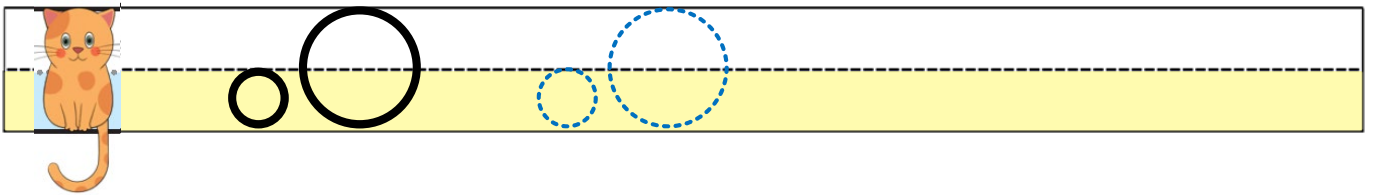
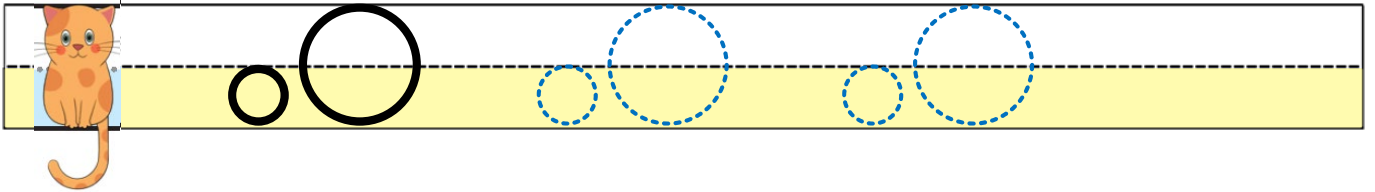
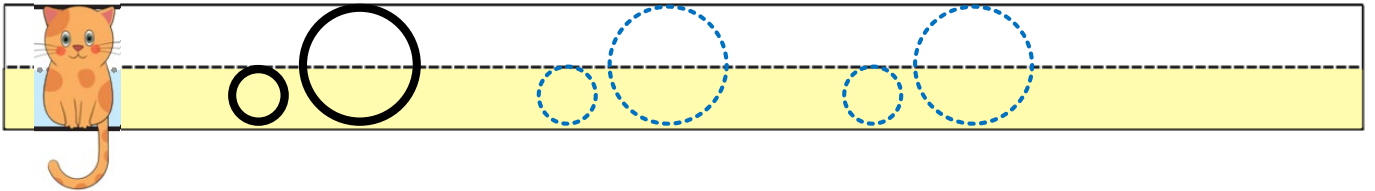
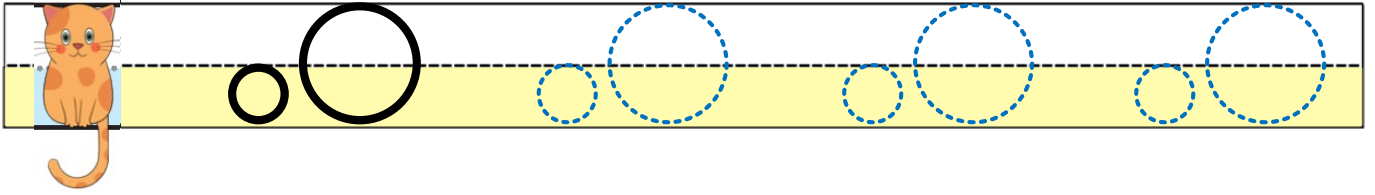
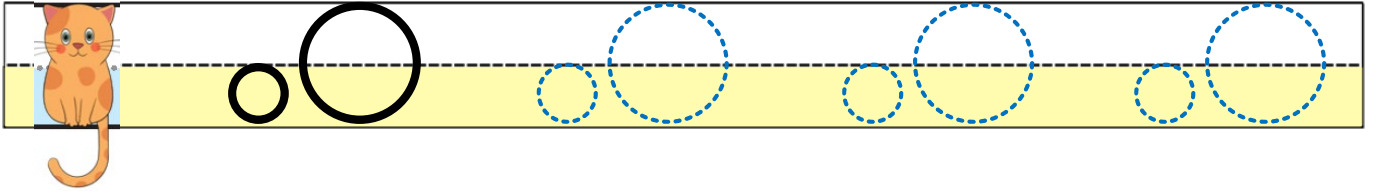

“o” harfini yazalım.



 "O" harfini yazalım.




“o—O” harflerini yazalım.



 Sesleri birleřtirip okuyup, yazalım.

o n
on

on on on on
on



on

o t
ot

ot ot ot ot ot
ot



ot

o l
ol

ol ol ol ol ol ol ol
ol

ol

 Okuyalım, yazalım.

n o
no

no no no no no

no

no

no ta
nota

nota nota

nota



nota

l o
lo

lo lo lo lo lo lo lo

lo

lo

 Okuyalım, yazalım.

a lo
alo

alo alo alo alo
alo



alo

t o
to

to to to to to to
to

to

o to
oto

oto oto oto
oto



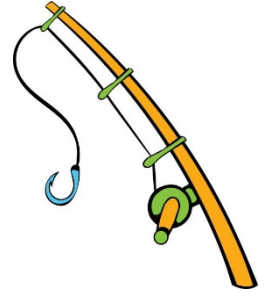
oto



Okuyalım, yazalım.

ol ta

olta ota ota



olta

olta

olta

o nat

Onat Onat



Onat

Onat

Onat

o tel

otel otel otel



otel

otel

otel



Okuyalım, yazalım.

no t

not not not

not

not



not

to n

ton ton ton

ton

ton



ton

ton ton

tonton tonton

tonton

tonton



tonton



Okuyalım, yazalım.

Onat olta al.

Onat olta al.



Nail o otel.

Nail o otel.



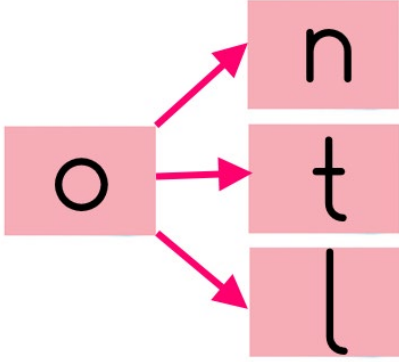
Alo Onat alo.

Alo Onat alo.





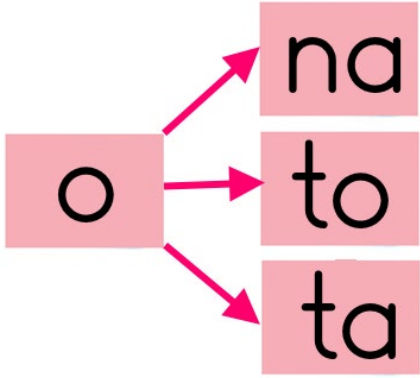
Okuyalım, yazalım.



on

ot

ol



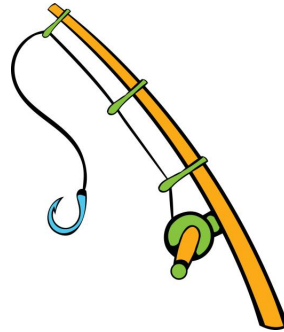
ona

oto

ota



Görsellerin adlarını altına yazınız.





Aşağıdaki metni okuyup yazalım.

OLTA

Ali olta al.

Ali olta at.

Olta al, olta at.

Ali on olta al.

Al Ali, olta al.

At Ali, olta at.



A rectangular box with a dashed line in the middle, intended for writing the word 'OLTA'.

A long rectangular box with a dashed line in the middle, intended for writing the sentence 'Ali olta al.'

A long rectangular box with a dashed line in the middle, intended for writing the sentence 'Ali olta at.'

A long rectangular box with a dashed line in the middle, intended for writing the sentence 'Olta al, olta at.'

A long rectangular box with a dashed line in the middle, intended for writing the sentence 'Ali on olta al.'

A long rectangular box with a dashed line in the middle, intended for writing the sentence 'Al Ali, olta al.'



Aşağıdaki metni okuyup yazalım.

ONAT

Onat o at.

Onat ata ot at.

Tonton nine ile ot at.

Onat ata nal al.

Onat on tane nal al.



Blank writing area with a dashed line for tracing.

Blank writing area with a dashed line for tracing.

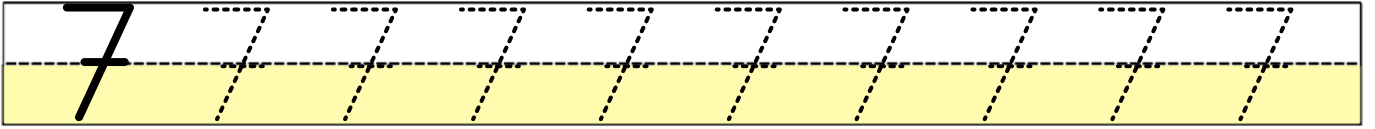
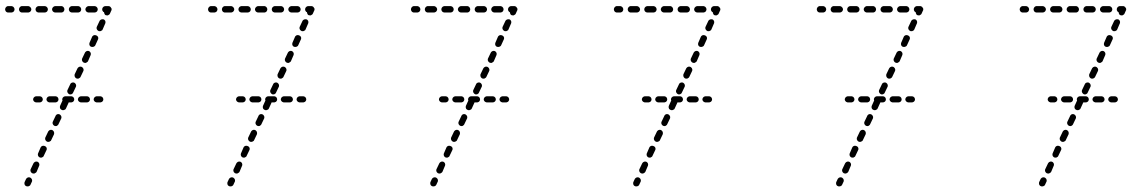

Blank writing area with a dashed line for tracing.

Blank writing area with a dashed line for tracing.




Blank writing area with a dashed line for tracing.


Blank writing area with a dashed line for tracing.


 Aşağıdaki rakamı okuyup yazalım.



 Aşağıdaki varlıkların sayısını altına yazalım.



 Aşağıdaki elmaların "7" tanesini boyayalım.



“o-O” Sesi Yazılışı Deftere Yapıştırma Etiketi

