




# OKUMA YAZMA ETKİNLİKLERİ

## 1. GRUP 1. FASİKÜL





a n e t i l

Adı: \_\_\_\_\_





Soyadı: \_\_\_\_\_





Adında "i" sesi bulunan varlıkları işaretleyiniz.



İsminde "i" sesi bulunan varlıklar çizelim.



İsminde "i" sesi bulunan varlıkları boyayalım

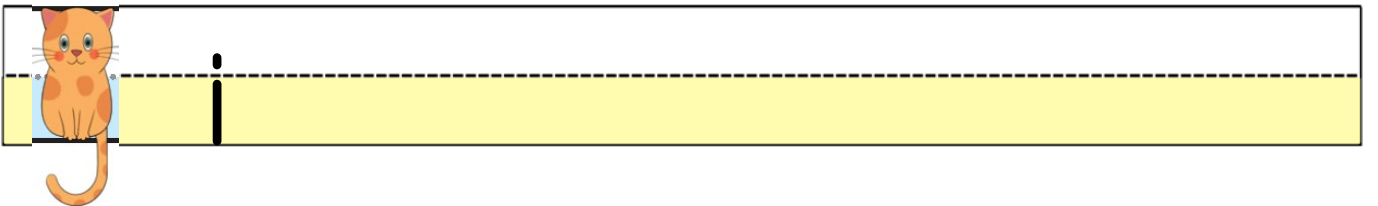

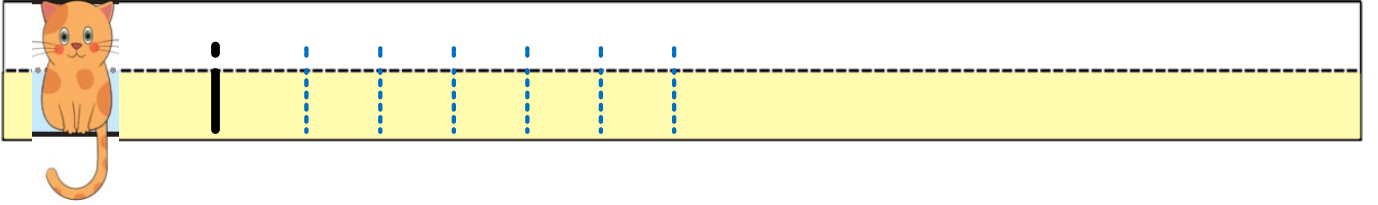
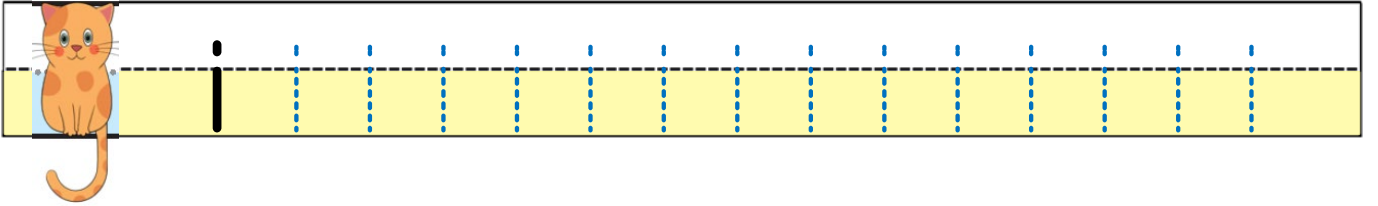
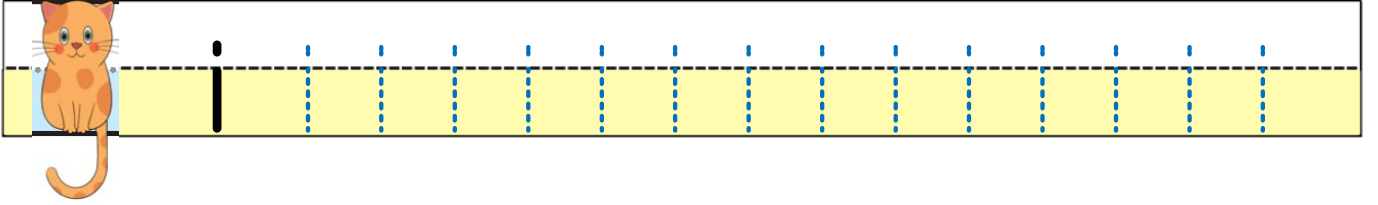





Aşağıdaki boşluğa bir resim çizelim. Bu resimde adında “ i-İ ” sesi bulunan varlıkları boyayalım.




 "i" harfini yazalım.







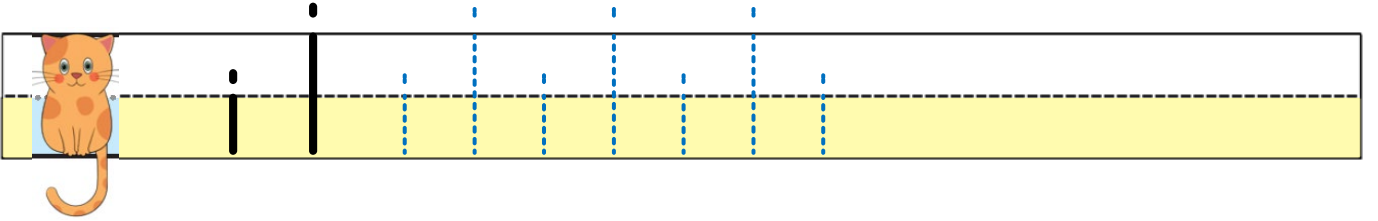
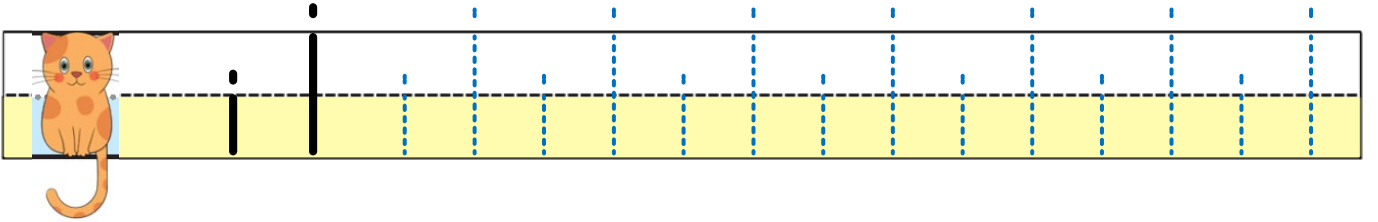
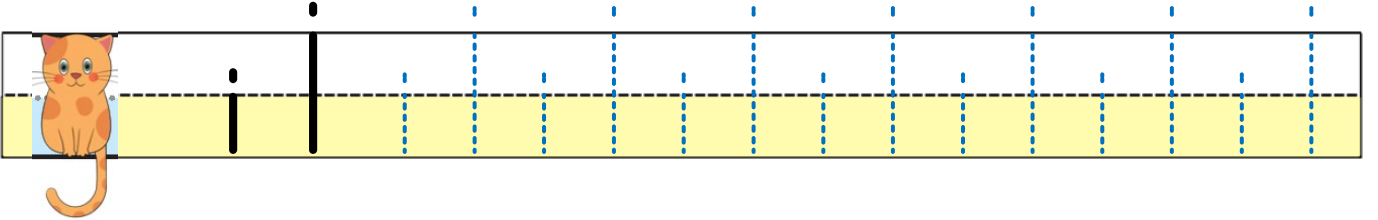
 "i" harfini yazalım.



Five horizontal writing lines for practicing the letter 'i'. Each line has a yellow background, a dashed midline, and a solid top line. A small orange cat illustration is on the left of each line. The first line has a solid vertical line and a dot, followed by 10 dashed vertical lines and dots. The second line has a solid vertical line and a dot, followed by 10 dashed vertical lines and dots. The third line has a solid vertical line and a dot, followed by 10 dashed vertical lines and dots. The fourth line has a solid vertical line and a dot, followed by 3 dashed vertical lines and dots. The fifth line has a solid vertical line and a dot, followed by 1 dashed vertical line and dot.





“i-İ” harflerini yazalım.





"i" harflerini takip ederek tavşanımız Pufi'yi havuçlara ulaştıralım.








Sesleri birleřtirip okuyup, yazalım.



in in in in in in

in

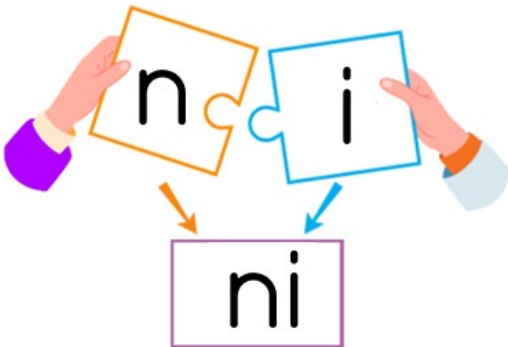
in



it it it it it

it

it




ni ni ni ni ni

ni

ni

Okuyalım, yazalım.



ti ti ti ti ti ti

ti

ti



ani ani ani ani

ani

ani

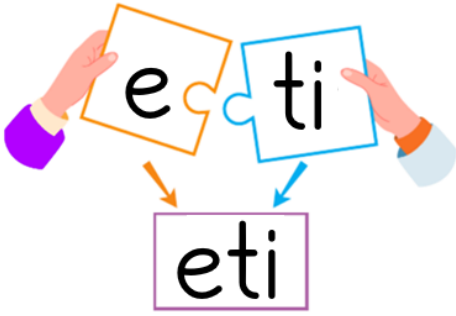


ait ait ait ait

ait

ait

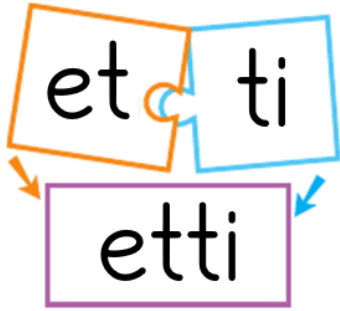
 Okuyalım, yazalım.



eti eti eti eti eti

eti

eti



etti etti etti etti

etti

etti



nine nine nine

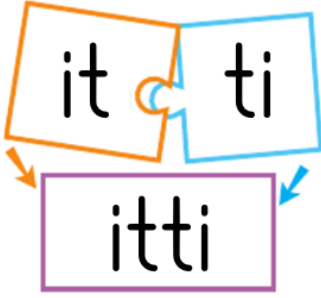
nine



nine



Okuyalım, yazalım.



itti itti itti

itti



itti

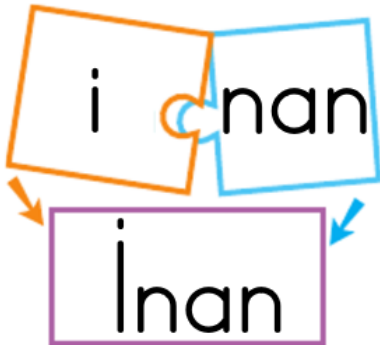


ninni ninni

ninni



ninni



İnan İnan

İnan

İnan



Okuyalım, yazalım.

e ti  
eti



eti eti

an ne ni  
anneni



anneni anneni

anneni

ni ne ni  
nineni



nineni nineni

nineni



Okuyalım, yazalım.

an te ni  
anteni



anteni anteni

anteni

te ni ni  
tenini



anteni anteni

anteni

na nenin  
nanenin



nanenin nanenin



Sözcüklerde boş bırakılan yerlere örnekteki gibi "i" harfini yazalım. Oluşan sözcüğü okuyup yazalım.

nine

n\_\_nn\_\_

nine

\_\_nat

\_\_tt\_\_

an\_\_

et\_\_

annen\_\_

nanen\_\_



Aşağıdaki sözcükleri okuyarak bulmacada bulalım.

Örnekteki gibi boyayalım.

TANE

ET

TAT

ANTEN

ATA

TAN

NET

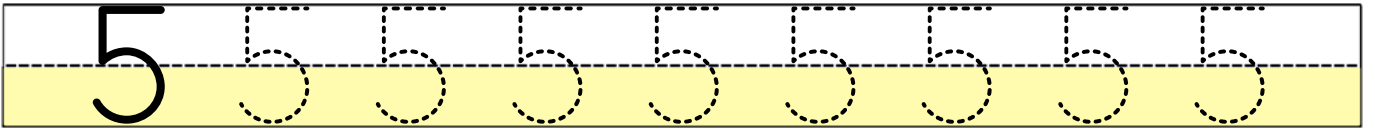
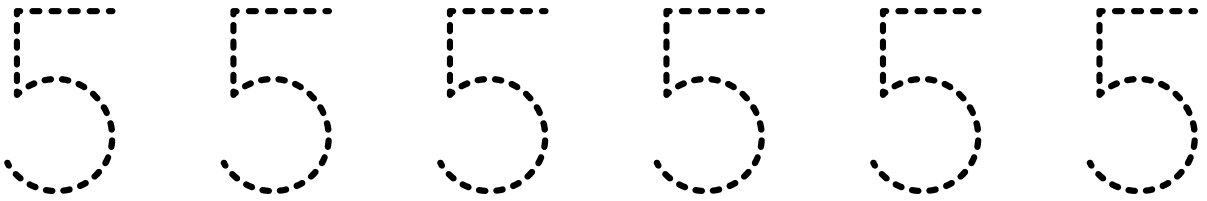


ANT

AT







A	T	E	N	T	N	E	T	T	T
E	T	T	T	T	T	A	T	A	A
T	A	E	N	A	E	T	N	T	T
E	N	T	E	N	T	A	T	E	N
N	T	E	T	E	T	E	N	T	T
T	T	A	N	T	E	N	T	N	T
A	N	T	T	E	N	T	E	E	T




Aşağıdaki rakamı okuyup yazalım.



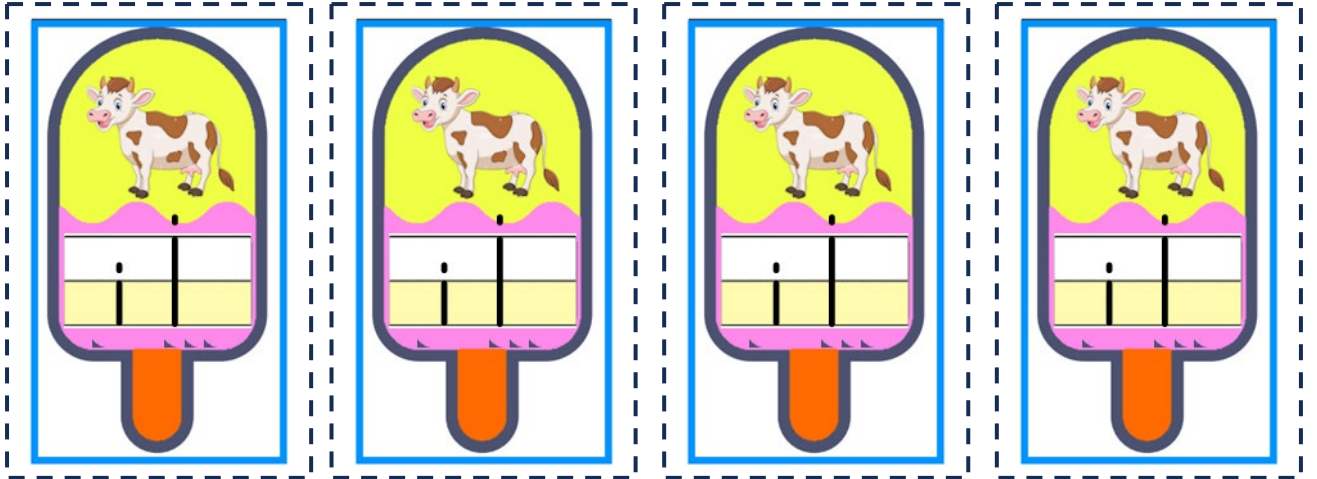
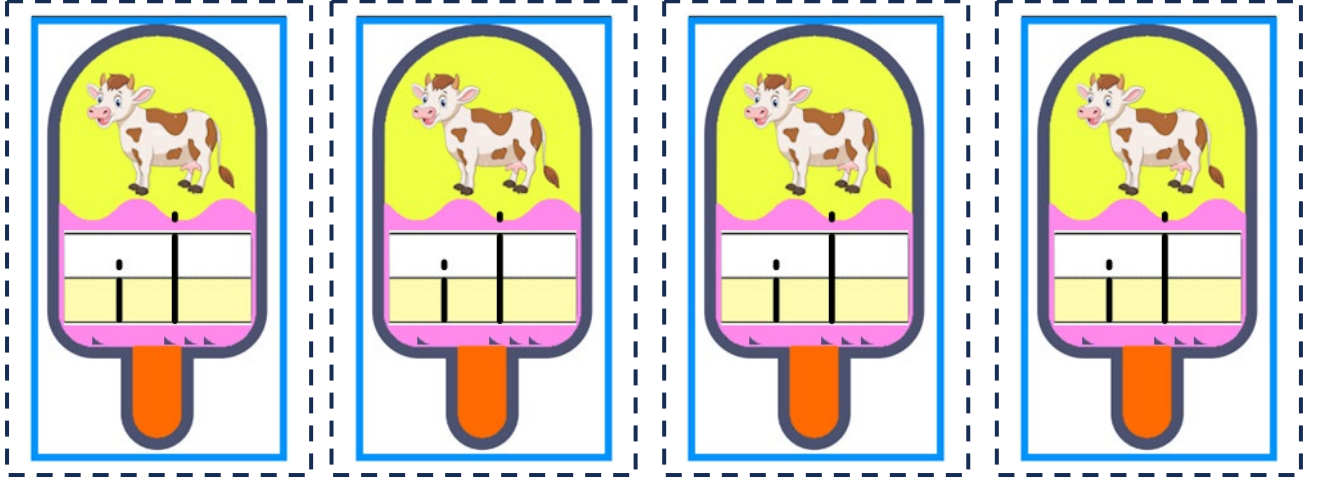
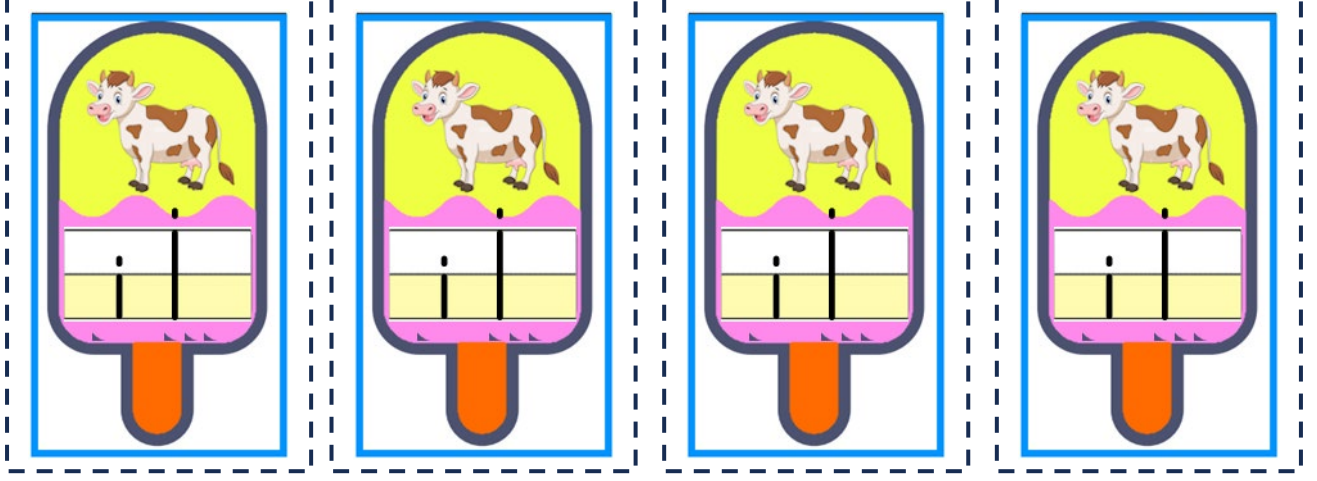
Aşağıdaki varlıkların sayısını altına yazalım.



Aşağıdaki elmaların "5" tanesini boyayalım.



## “i-İ” Sesi Yazılışı Deftere Yapıştırma Etiketi





## “i-İ” Sesi Görsel Kartı

