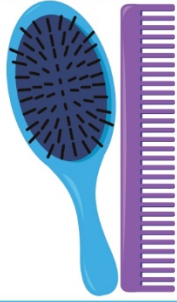




OKUMA YAZMA ETKİNLİKLERİ

1. GRUP 1. FASİKÜL



a n e t i l




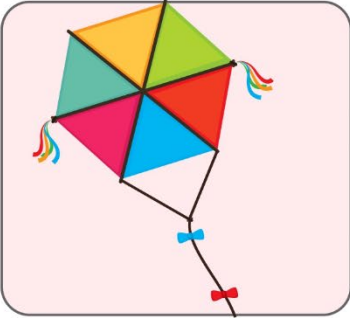
Adı: _____

Soyadı: _____









Adında "t" sesi bulunan varlıkları işaretleyiniz.



İsminde "t" sesinin olduğu meyve ve sebzeleri boyayalım.



Adı "t" sesi ile başlayan hayvanları işaretleyelim.




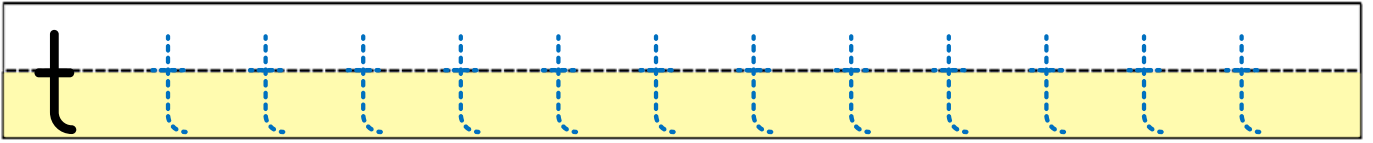
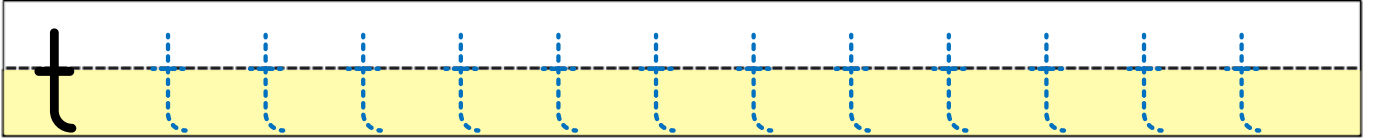







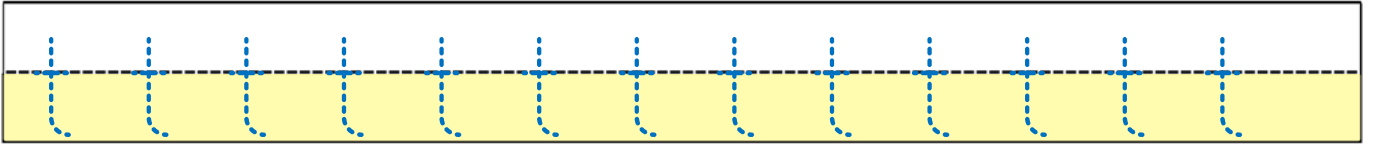


Adında “t-T” sesi bulunan nesneler çizelim ve çizdiğimiz nesneleri boyayalım.





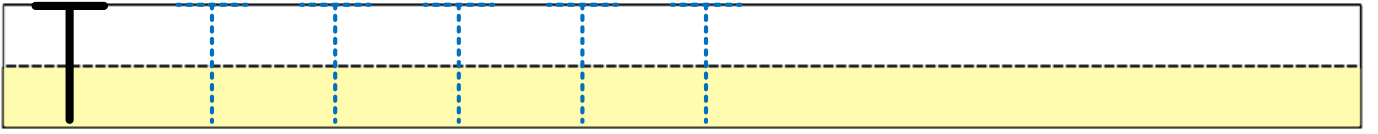
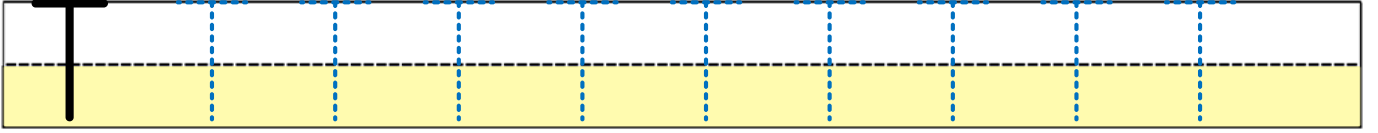
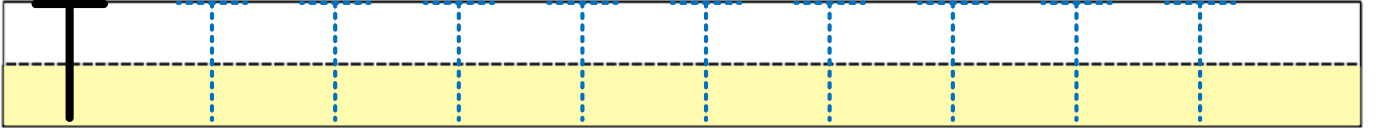
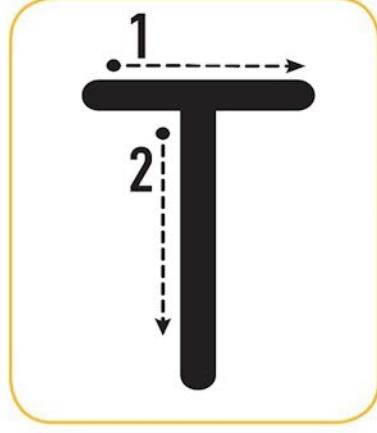
 “t” harfini yazalım.














“T” harfini yazalım.






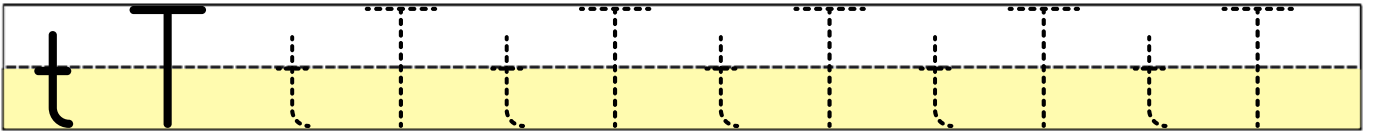
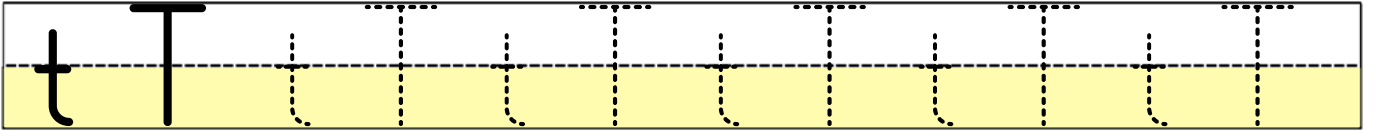
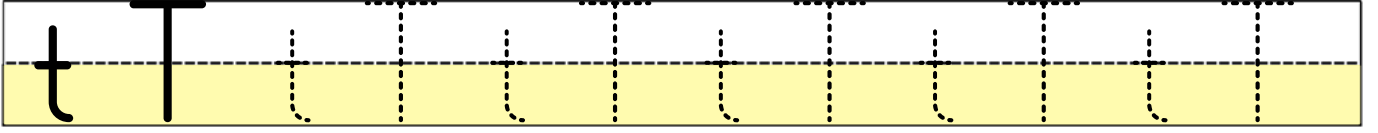


“T” harfini yazalım.





“t-T” harflerini yazalım.






“t-T” harflerini örnekteki gibi boyayalım. Tavşanı havuca ulaştıralım.

			a	E	e		
t	T	T	t	l			
L	a	A	t	E			
e	N	N	A	E	L	T	l
a	T	t	T	T	t	t	a
E	t	E	a	N	l	N	A
E	t	T	e	A	n	n	A
L	N	T	l	L			
a	a	t	T	t			
e	E	a	L	e			



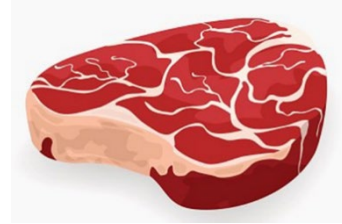
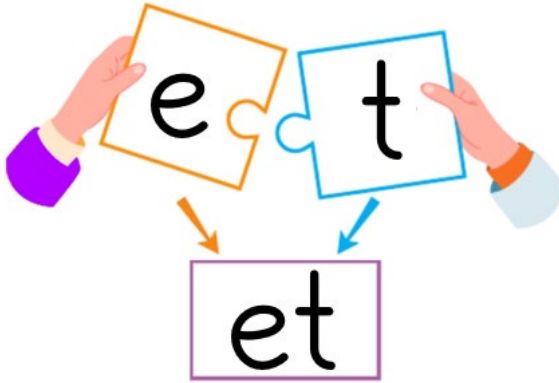
Sesleri birleřtirip okuyup, yazalım.



at at at at at at at at at

at

at

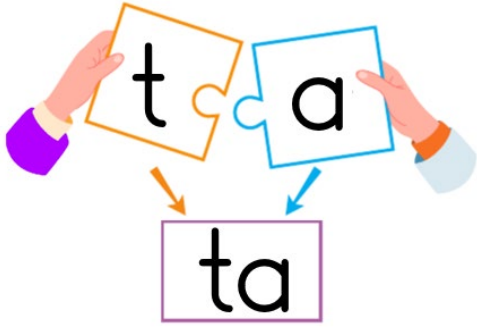


et et et et et et et et et

et



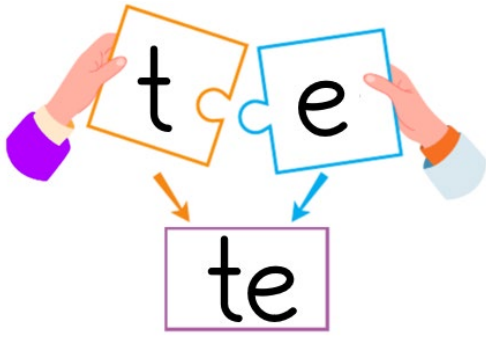
Sesleri birleřtirip okuyup, yazalım.



ta ta ta ta ta

ta

ta



et et et et et

et

et



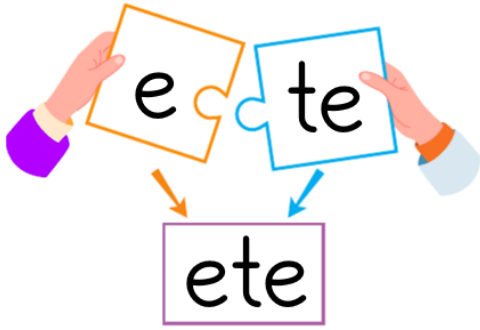
Ata Ata

Ata

Ata



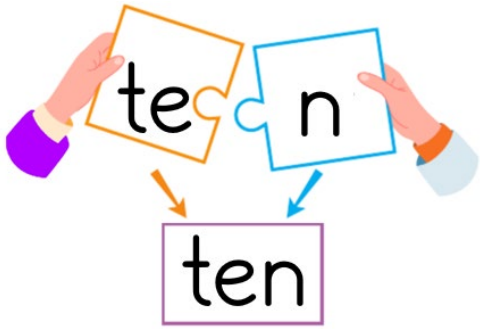
Sesleri birleřtirip okuyup, yazalım.



ete ete ete ete

ete


ete



ten ten ten ten

ten

ten

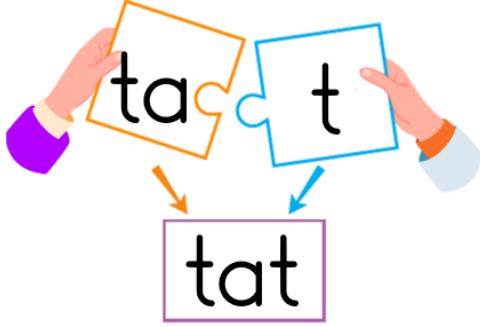


net net net

net

net

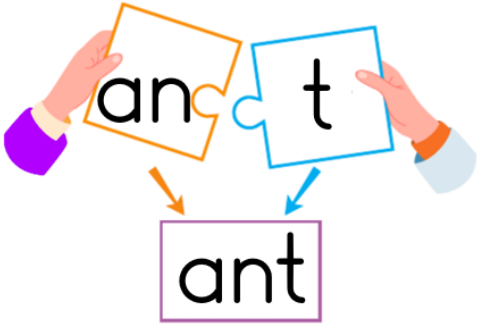
 Sesleri birleřtirip okuyup, yazalım.



tat tat tat tat

tat

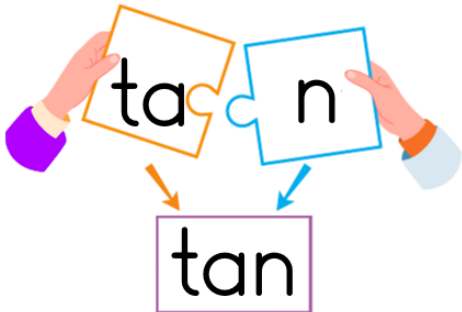
tat



ant ant ant ant

ant

ant

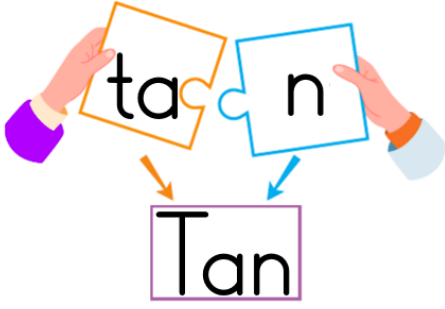


tan tan tan

tan

tan

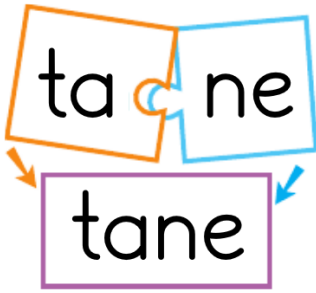
 Sesleri birleřtirip okuyup, yazalım.



Tan Tan

Tan

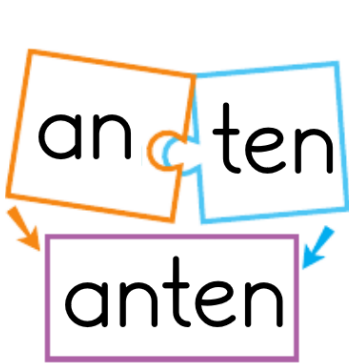
Tan



tane tane tane

tane

tane














anten anten

anten

anten



Aşağıdaki kutucukların altına, verilen renklerdeki harfleri örnekteki gibi yazıp oluşan sözcükleri okuyalım.





Sözcüklerde boş bırakılan yerlere örnekteki gibi "t" harfini yazalım. Oluşan sözcüğü okuyup yazalım.

Ata

_en

Ata

_ane

_an

a

e_

an_en

ne_



Aşağıdaki sözcükleri okuyarak bulmacada bulalım.

Örnekteki gibi boyayalım.

TANE

ET

TAT

ANTEN

ATA

TAN

NET

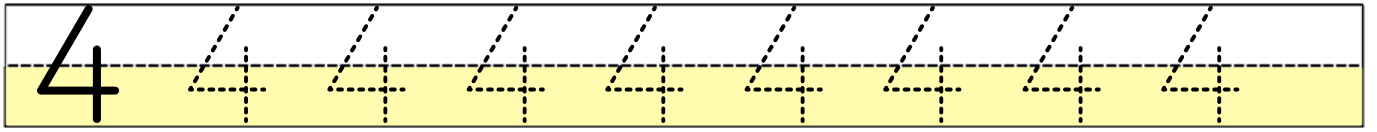
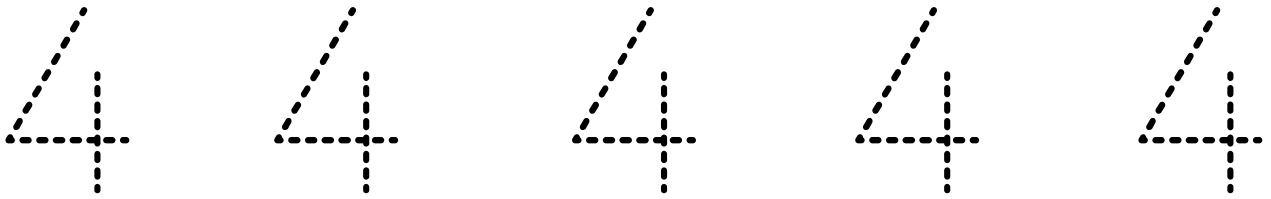

ANT

AT




A	T	E	N	T	N	E	T	T	T
E	T	T	T	T	T	A	T	A	A
T	A	E	N	A	E	T	N	T	T
E	N	T	E	N	T	A	T	E	N
N	T	E	T	E	T	E	N	T	T
T	T	A	N	T	E	N	T	N	T
A	N	T	T	E	N	T	E	E	T



Aşağıdaki rakamı okuyup yazalım.




Aşağıdaki varlıkların sayısını altına yazalım.

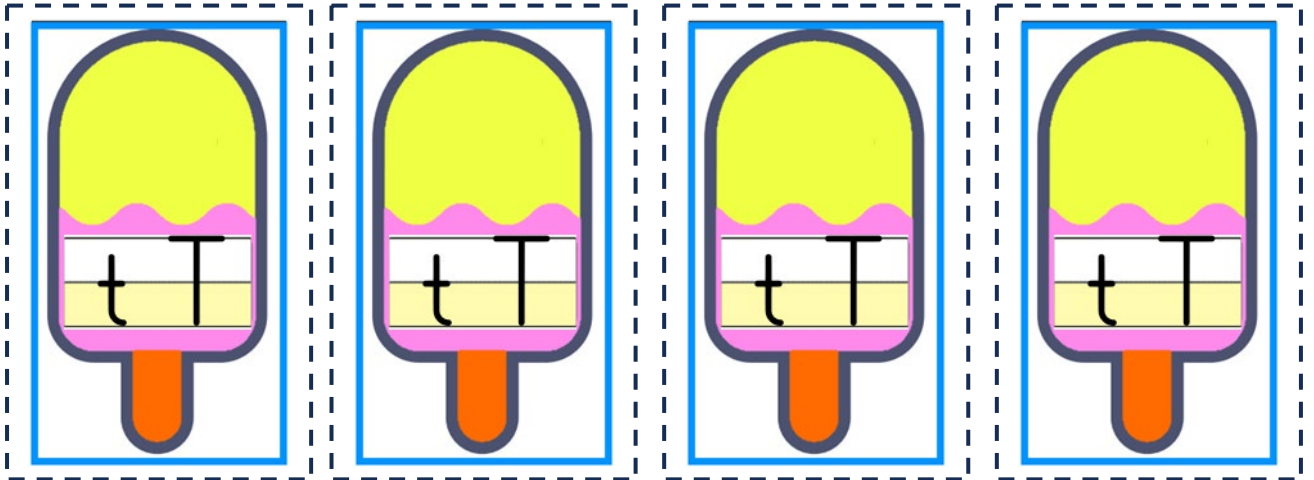
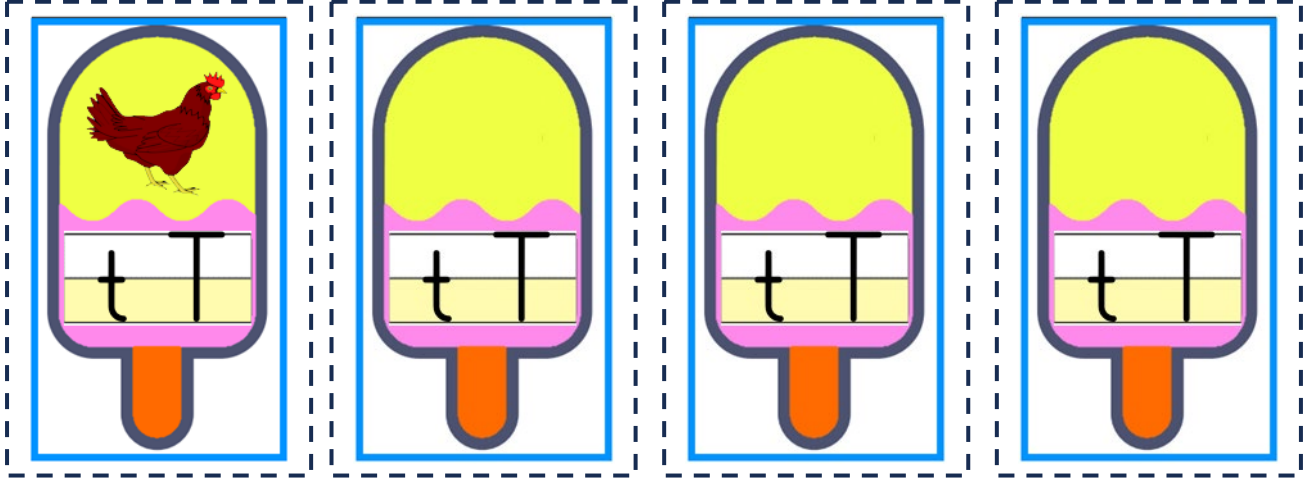
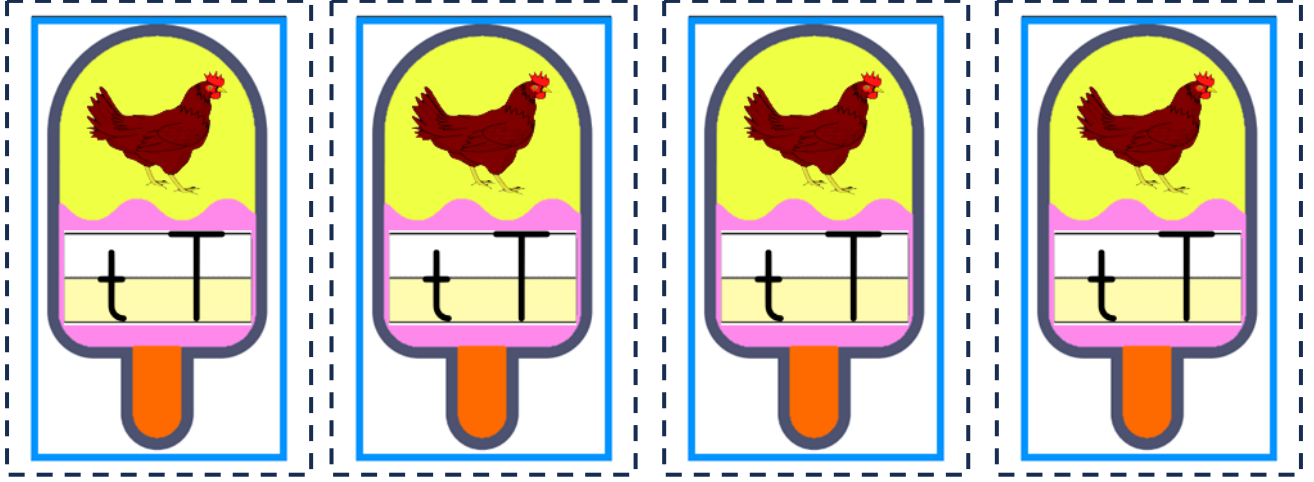


Three horizontal lines for writing the counts: a solid top line, a dashed middle line, and a solid bottom line.

Aşağıdaki elmaların "4" tanesini boyayalım.



“t-T” Sesi Yazılışı Deftere Yapıştırma Etiketi



“t-T” Sesi Görsel Kartı

t T

