

# 1. SINIF ARA TATİL ÖDEVİ



# Okuyalım – Eşleştirelim

lale

atla

elli

atlet

nal



50



lila

aile

tatil

alet

tel




anten

etli

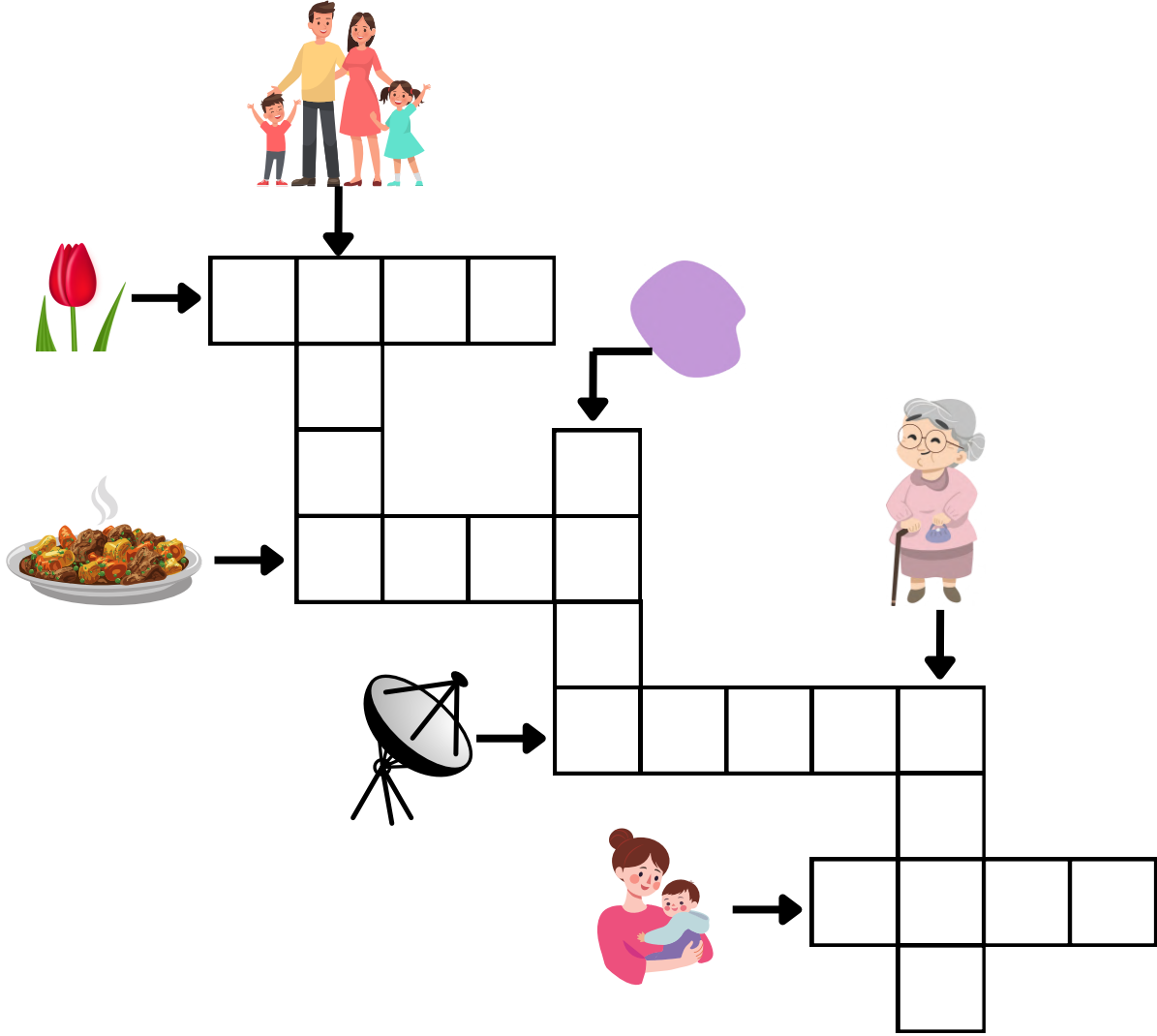
Ela

tat

nine



# BULMACA



- Aşağıdaki görsellerin adlarını yazalım.



--	--	--	--	--



--	--	--



--	--	--	--	--

50

--	--	--	--



--	--	--




--	--	--


- Ağaca yakın olan kuşu işaretle.




- Arabaya uzakta olan çocuğu işaretle.




- Yüksekte olan maymunu işaretleyin.




- Alçakta olan kediyi işaretleyin.




- Kutuların arasında olan pengueni işaretleyin.



- Masanın altında olan köpeği işaretleyin.



- Masanın altında olan kitapları işaretleyin.



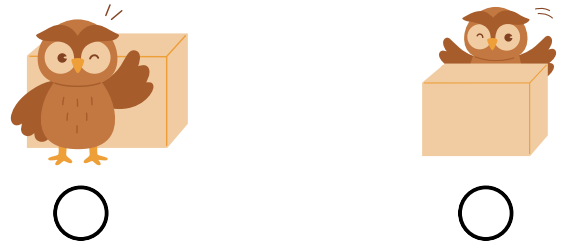
- Çukurda olan sincabı işaretleyin.



- Tümsekte olan kediyi işaretleyin.




- Kutunun önünde olan baykuşu işaretleyin.




- Kutunun arkasında olan pengueni işaretleyin.




• Farklı olanı yuvarlak içine alalım.



• Baştaki görselin eşini yuvarlak içine alalım.



• Hayvanların gölgelerini eşleştirelim.



• Resimleri gölgeleri ile eşleştirelim.



- Aşağıdaki metinleri 5 kere okuyalım. Her okuduğumuzda 1 yıldız boyayalım.

Lale




Nail al.

Nail lale al.

Nail lila lale al.

Nail elli lila lale al.

Nail ninene elli lila lale al.



Anlat



Ali anlat.

Ali tatilini anlat.

Ali annene tatilini anlat.

Tane tane tatilini anlat.



- Aşağıdaki cümleleri okuyalım, sonra yazalım.

Nil ete nane at.

Nalan eti tat.

Nalan anten al.

Atilla alet al.

Ali ata nal al.

Nail lila lale al.

Altan atlet al.

Nil 1 anten al.

Atilla inat etti.

Ela tel ile nal al.

Nil ile Ela el ele.

Ali tatilini anlat.

1 1 1 1 1 1 1 1 1 1

1

1

6 6 6 6 6 6 6

6

6

2 2 2 2 2 2 2

2

2

7 7 7 7 7 7 7

7

7

3 3 3 3 3 3 3

3

3

8 8 8 8 8 8 8

8

8

4 4 4 4 4 4 4

4

4

9 9 9 9 9 9 9

9

9

5 5 5 5 5 5 5

5

5


0 0 0 0 0 0 0


0


0





• Say, işaretle.


		
5	8	6


		
8	7	6


		
4	5	3


		
4	3	6

		
5	4	6

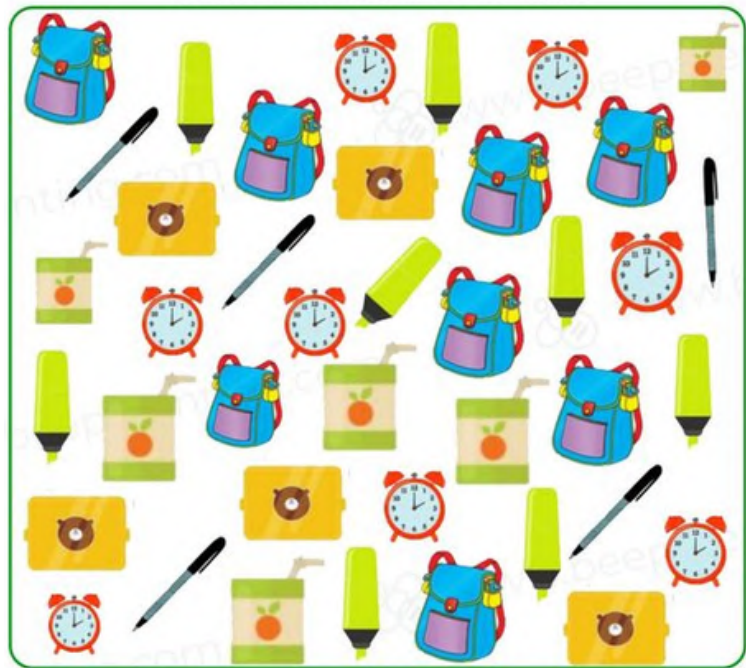
		
9	7	8







		
9	8	6

		
3	6	5

		
9	8	6

• Say, yaz.



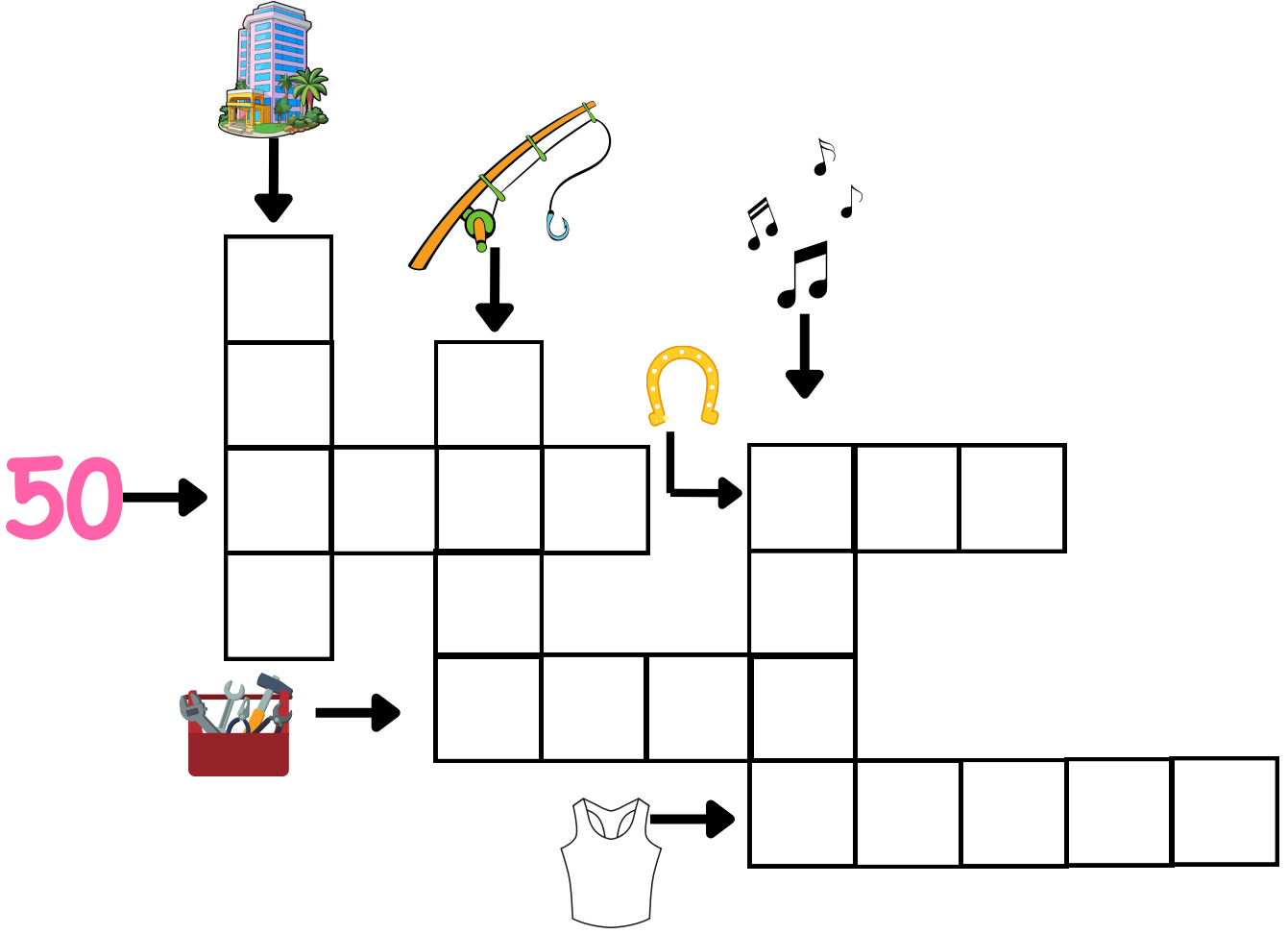
 = 5	 = <input type="text"/>	 = <input type="text"/>
 = <input type="text"/>	 = <input type="text"/>	 = <input type="text"/>

• Say, yaz.



					
6	<input type="text"/>	<input type="text"/>	<input type="text"/>	<input type="text"/>	<input type="text"/>

# BULMACA



- Aşağıdaki görsellerin adlarını yazalım.



--	--	--	--



--	--	--	--



--	--	--	--



--	--	--	--



--	--	--



--	--	--	--

- Aşağıdaki metinleri 5 kere okuyalım. Her okuduğumuzda 1 yıldız boyayalım.

OLTA

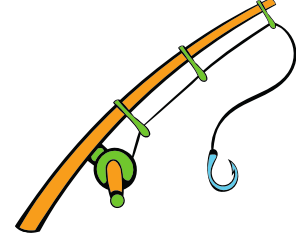


Onat al

Onat olta al.

Onat on tane olta al

Onat otele on tane olta al.



OTEL



Nil anlat.

Nil oteli anlat.

Nil ona oteli anlat

Tane tane oteli anlat.



OT



Nalan at.

Nalan ot at.

Nalan ata ot at.



- Aşağıdaki cümleleri okuyalım, sonra yazalım.

Ali on ton ot al.

Nil o tonton nine.

Onat olta al.

Onat teli atla.

Atilla o otel.

Altan on nal al.

Nail o nota.

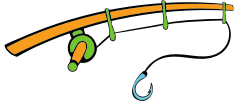
Onat o anten.


Onat o eti tat.


Ela o ata nal al.


Onat ile Ela el ele.

Ali o oteli anlat.


Ali o ne? → 


Ela o ne? → 


Nil o ne? → 


Lale o ne? → 

Anne o ne? → **10**

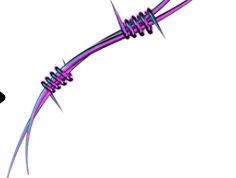
Nail o ne? → 


Onat o ne? → 

Altan o ne? → 

Nalan o ne? → 

Atilla o ne? → **50**

Nine o ne? → 

Ata o ne? → 

Aşağıdaki metni 5 kere okuyalım, sonra yazalım.

ONAT



Anne o ne? Onat o ot.

Ali o ne? Onat o otel.

Nail o ne? Onat o ok.

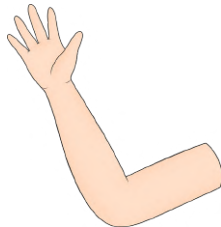

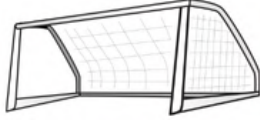
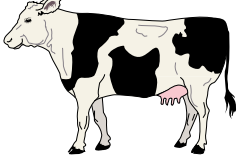
Nil o ne? Onat o nota.

Ela o ne? Onat o olta.

Nalan o ne? Onat o on.

# GÖRSEL DİKTE ÇALIŞMASI

- Görsellerin isimlerini yazınız.



- Aşağıdaki metinleri 5 kere okuyalım. Her okuduğumuzda 1 yıldız boyayalım.

TOKA




Nalan tak.

Nalan toka tak.

Nalan lila toka tak.

Nalan iki lila toka tak.



İNEK




Kenan al.

Kenan inek al.

Kenan iki inek al.

Kenan ailene iki inek al.



KEKİK



Kaan tat.

Kaan eti tat.

Kaan kekikli eti tat.





Aşağıdaki metni 5 kere okuyalım, sonra yazalım.



KEK

Okan al.

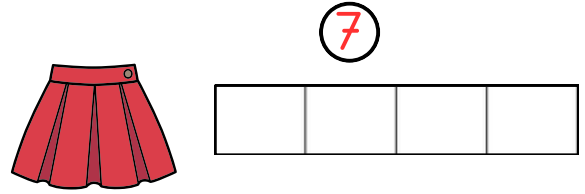
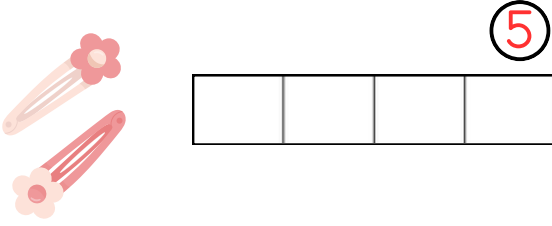
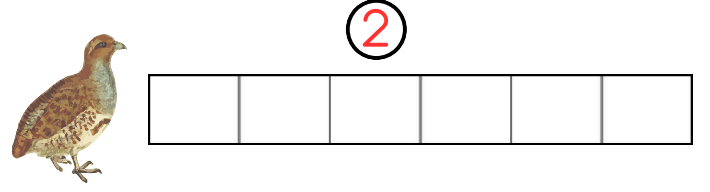
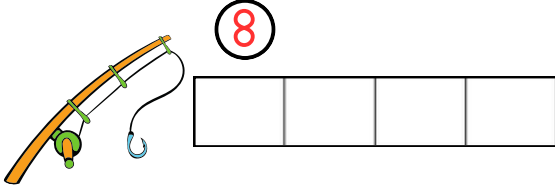
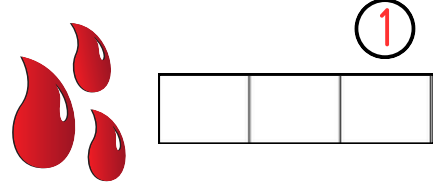
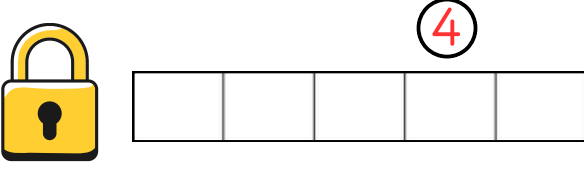
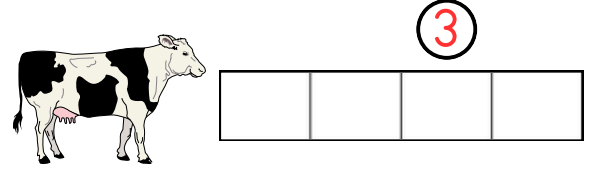
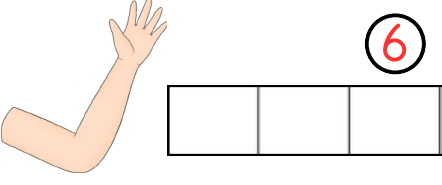
Okan kek al.

Okan iki kek al.

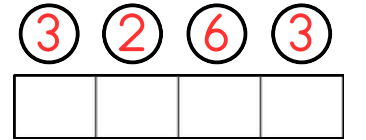
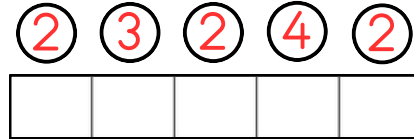
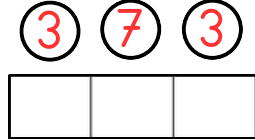
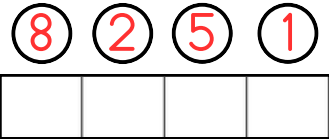
Okan iki koli kek al.

Okan, otele iki koli kek al.

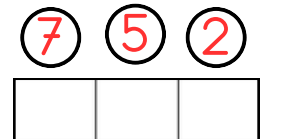
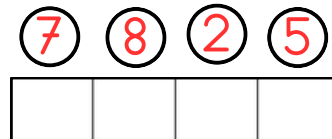
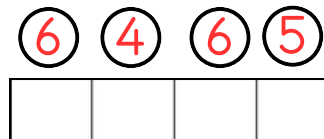
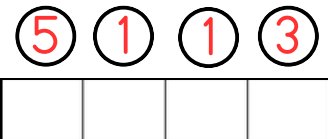
- Aşağıdaki görsellerin adlarını yazalım. Rakamlara karşılık harfleri şifre bölümüne yazalım




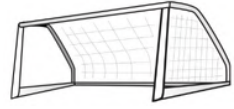
## ŞİFRE - 1



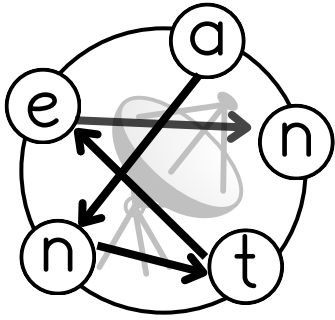
## ŞİFRE - 2



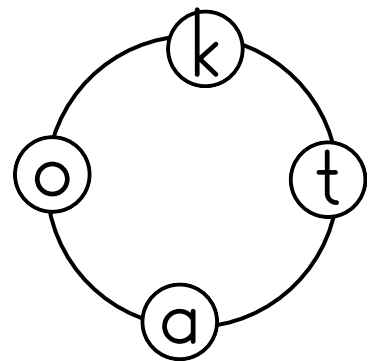
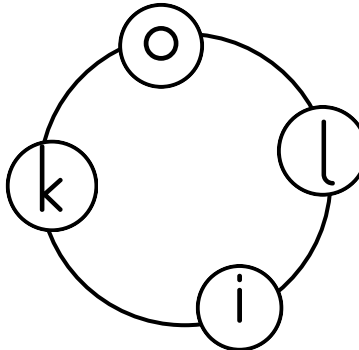
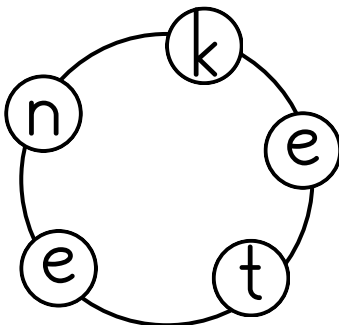
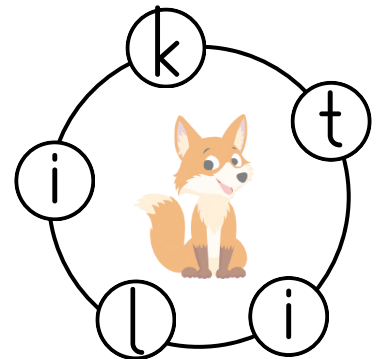
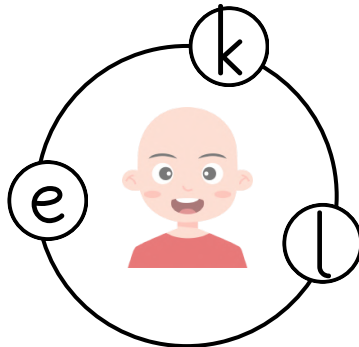

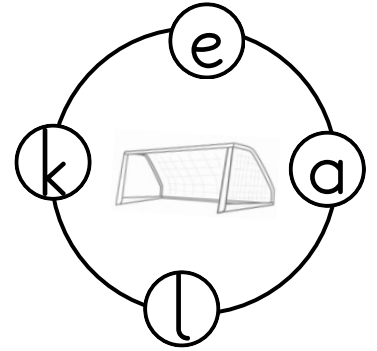
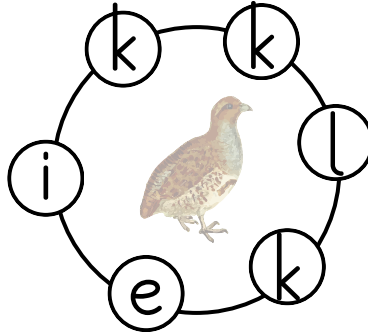
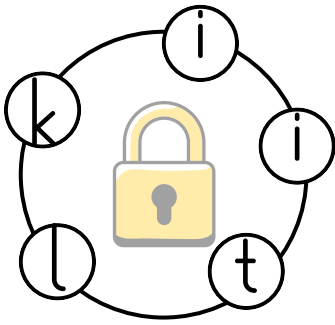
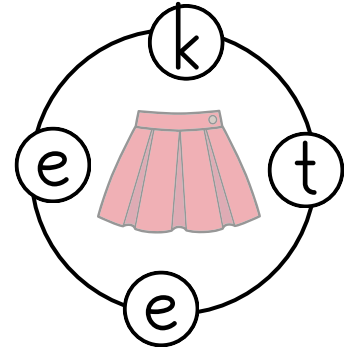
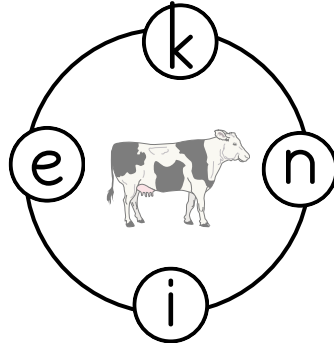
- Görsellerin okunuşlarını balondan bulup aynı renge boyayınız.



- Aşağıda karışık harflerden örnekteki gibi anlamlı kelimeler oluşturalım.


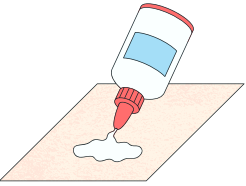
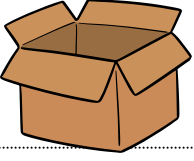


anten



# GÖRSEL DİKTE ÇALIŞMASI

- Görsellerin isimlerini yazınız.



- Aşağıdaki metinleri 5 kere okuyalım. Her okuduğumuzda 1 yıldız boyayalım.

KUKLA



Utku al.

Utku kukla al.

Utku iki kukla al.

Utku okula iki kukla al.



KONUK



Okan ol.

Okan konuk ol.

Okan ninene konuk ol.

KOLTUK



Kenan al.

Kenan koltuk al.

Kenan lila koltuk al.

Kenan ailene lila koltuk al.



Aşağıdaki metni 5 kere okuyalım, sonra yazalım.

UTKU



Anne o ne? Utku o kulak.

Ali o ne? Utku o kule.

Okan o ne? Utku o tutkal.

Kaan o ne? Utku o koltuk.

İlke o ne? Utku o kukla.

Kenan o ne? Utku o okul.