

İLKOKULEVİM N SESİ FASİKÜLÜ










“N – n” SESİ ÇALIŞMA FARKÜLÜ







Aşağıdaki varlıkların hangisinin adında “N-n” sesi bulunmaktadır?


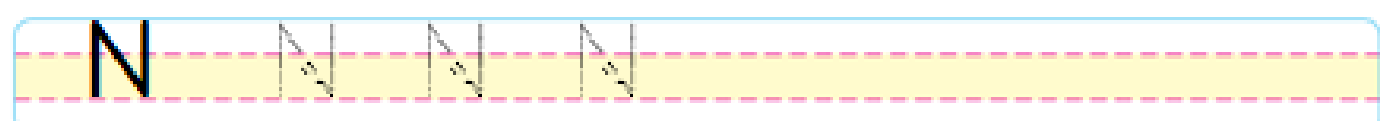
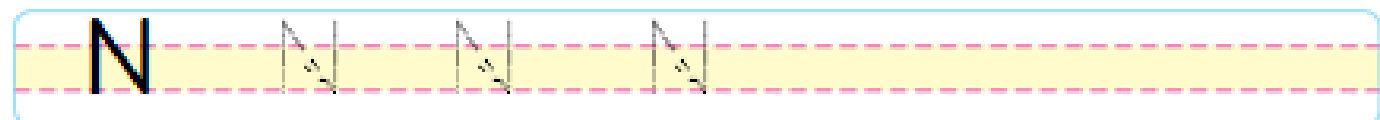
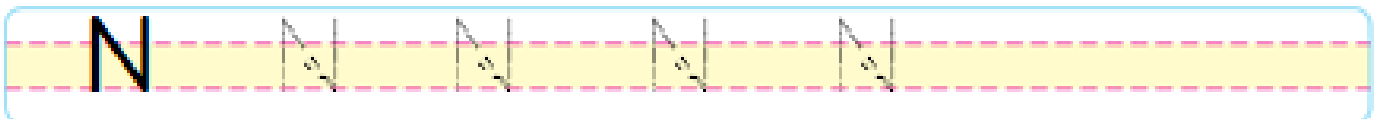
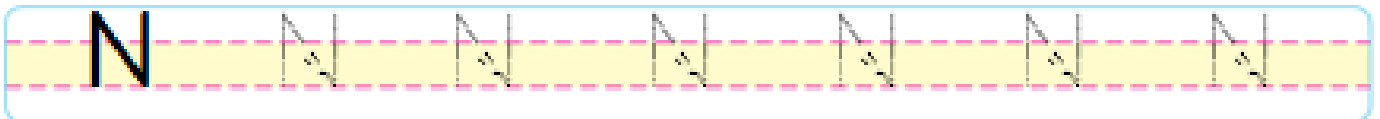
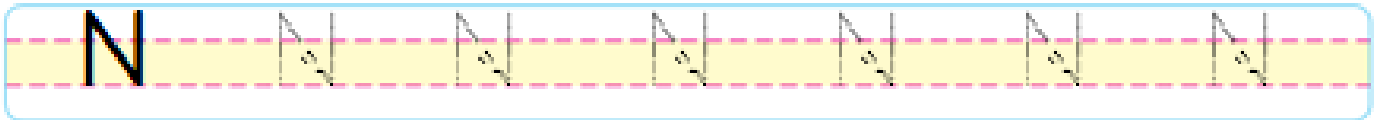
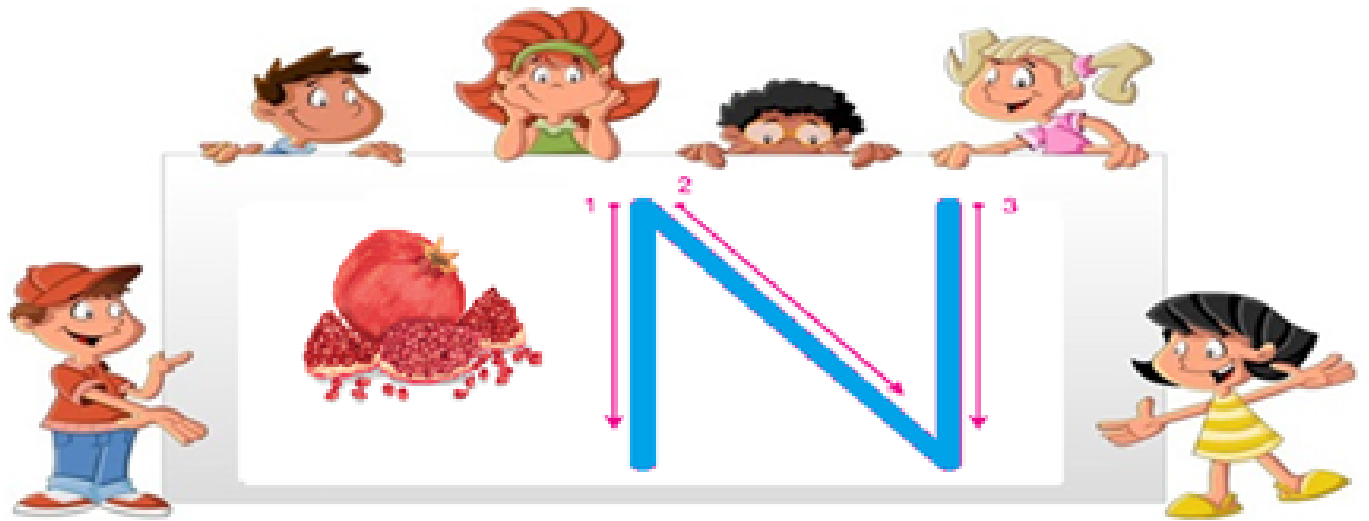



Aşağıdaki görsellerin isimlerinde “n” sesinin yerini işaretleyelim.

(Başında-Ortasında-Sonunda)

Sesi okuyup yazalım.





n n n n n n n n n n n

n n n n n n n

n n n n n

n n n n

n n n

n n

n n

Okuyorum , Yazıyorum.

e
n → en

en

en

a
n → an

an

an

i
n → in

in

in

n
e → ne

ne

ne

n
a → na

na

na

n
i → ni

ni

ni



Heceleri okuyup birleřtirelim.

le n



Blank writing lines for the word 'len'.

la n



Blank writing lines for the word 'lan'.

li n



Blank writing lines for the word 'lin'.

ne l



Blank writing lines for the word 'nel'.

ke n



Blank writing lines for the word 'ken'.

ka n



Blank writing lines for the word 'kan'.

ki n



Blank writing lines for the word 'kin'.

ne k



Blank writing lines for the word 'nek'.

na k



Blank writing lines for the word 'nak'.

ni k



Blank writing lines for the word 'nik'.

ne n



Blank writing lines for the word 'nen'.

na n



Blank writing lines for the word 'nan'.

a na



Blank writing lines for the word 'ana'.

a ni



Blank writing lines for the word 'ani'.

e nik



Blank writing lines for the word 'enik'.

e kin



Blank writing lines for the word 'ekin'.

a lan



Blank writing lines for the word 'alan'.

i lan



Blank writing lines for the word 'ilan'.





na l

nal nal nal nal nal

nal

nal



na ne

nane nane nane nane

nane

nane

an ne

anne anne enne anne anne

anne

anne



ni ne

nine nine nine nine nine

nine

nine




nin ni

ninni ninni ninni ninni

ninni

ninni



i nek

inek inek inek inek inek

inek

inek

e nik

enik enik enik enik enik

enik

enik





ni l

Nil Nil Nil Nil Nil Nil

Nil


Nil

na il

Nail Nail Nail Nail Nail

Nail

Nail



ka an

Kaan Kaan Kaan Kaan

Kaan

Kaan

na lan

Nalan Nalan Nalan Nalan

Nalan

Nalan



ke nan

Kenan Kenan Kenan Kenan

Kenan

Kenan

al tan

Altan Altan Altan Altan

Altan

Altan



E kin


Ekin Ekin Ekin Ekin Ekin

Ekin

Ekin



Okuyorum , Anlıyorum , Yazıyorum



Nalan nane al.

Ekin iki inek al.



Nil lale ek.



Altan ekin ek.




Nil ile Ekin el ele.



Kenan aileni anla.






Natan kek neli?

Kenan naneli  al.



 Nil eline anten al.

Altan lila lale Nil'in.



Ekin alana in.

Kenan enli atlet al.



Verilen metni 3 defa okuyalım. Her okumanın ardından bir kalbi boyayalım. Boş bırakılan yere metni yazalım.

İNEK

Kenan inek al.

Ninene inek al.

Ak inek al.

Al Kenan al.

Ninene ala inek al.



Blank writing area with a yellow background and a dashed red line for the top line.

Blank writing area with a yellow background and a dashed red line for the top line.

Blank writing area with a yellow background and a dashed red line for the top line.

Blank writing area with a yellow background and a dashed red line for the top line.

Blank writing area with a yellow background and a dashed red line for the top line.

Blank writing area with a yellow background and a dashed red line for the top line.

Verilen metni 3 defa okuyalım. Her okumanın ardından bir kalbi boyayalım. Boş bırakılan yere metni yazalım.

İLKE

İlke kalk, ekin ek.

İlke elinle ekin ek.

İlke kalk, nane ek.

İlke annenle nane ek.

İlke ilk naneni al.

İlke ilk ekini ek.



Blank writing area with a dashed line for tracing.

Blank writing area with a dashed line for tracing.

Blank writing area with a dashed line for tracing.

Blank writing area with a dashed line for tracing.



Blank writing area with a dashed line for tracing.

Blank writing area with a dashed line for tracing.

Blank writing area with a dashed line for tracing.

DEĞERLENDİRME

İsminde "n" sesi olmayan varlığı işaretleyiniz.

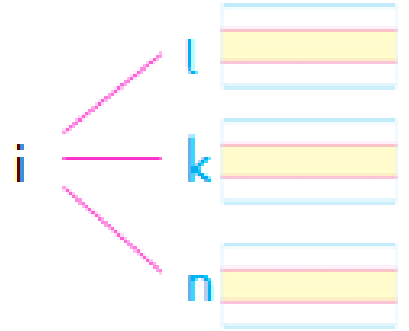
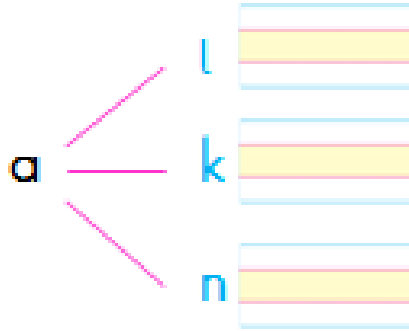
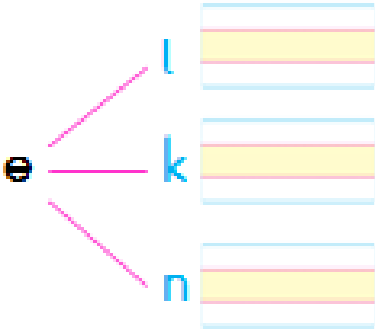


"N" ve "n" sesini yazalım.

N

n

Aşağıdaki sesleri birleştirelim. Oluşan heceleri okuyup yazalım.



Verilen resimlerin altına adlarını yazalım.

